



IEO | INDEPENDENT
Evaluation Office
United Nations Development Programme

ANNEXES

INDEPENDENT COUNTRY PROGRAMME

EVALUATION – MOZAMBIQUE

CONTENTS

ANNEX 1. TERMS OF REFERENCE	3
ANNEX 2. COUNTRY AT A GLANCE	12
ANNEX 3. COUNTRY OFFICE AT A GLANCE	14
ANNEX 4. PROJECTS FOR IN-DEPTH REVIEW	21
ANNEX 5. PEOPLE CONSULTED	25
ANNEX 6. DOCUMENTS CONSULTED	31
ANNEX 7. SUMMARY OF CPD OUTCOME INDICATORS AND STATUS AS REPORTED BY THE COUNTRY OFFICE	35

ANNEX 1. TERMS OF REFERENCE

1. INTRODUCTION

The Independent Evaluation Office (IEO) of the United Nations Development Program (UNDP) conducts “Independent Country Programme Evaluations (ICPEs)”, previously known as “Assessments of Development Results (ADRs),” to capture and demonstrate evaluative evidence of UNDP’s contributions to development results at the country level, as well as the effectiveness of UNDP’s strategy in facilitating and leveraging national effort for achieving development results. The purpose of an ICPE is to:

- Support the development of the next UNDP Country Programme Document
- Strengthen accountability of UNDP to national stakeholders
- Strengthen accountability of UNDP to the Executive Board

ICPEs are independent evaluations carried out within the overall provisions contained in the UNDP Evaluation Policy.¹ The IEO is independent of UNDP management and is headed by a Director who reports to the UNDP Executive Board. The responsibility of the IEO is two-fold: (a) provide the Executive Board with valid and credible information from evaluations for corporate accountability, decision-making and improvement; and (b) enhance the independence, credibility and utility of the evaluation function, and its coherence, harmonization and alignment in support of United Nations reform and national ownership. Based on the principle of national ownership, IEO seeks to conduct ICPEs in collaboration with the national authorities where the country programme is implemented.

The ICPE will be conducted in collaboration with the Government of the Republic of Mozambique (Mozambique), with the UNDP Mozambique Country Office, and with the UNDP Regional Bureau for Africa. The results of, and lessons learned from, the ICPE are expected to feed into the development of the new country programme 2021-2025.

2. NATIONAL CONTEXT

The Republic of Mozambique is a low-income country situated in Southeast Africa, with an area of 801,590 km², and a population of 28.8 million². The country achieved independence from Portugal in 1975 after a ten-years’ war and was subsequently affected by a sixteen years armed conflict (1977 – 1992) opposing the ruling party, the Mozambique Liberation Front (Frelimo), to the Mozambique National Resistance (Renamo). The 1992 peace agreement was followed by the introduction of a new constitution and, since 1994, multi-party elections have been organized. However, tensions between the two parties have persisted over disputed elections and political, economic and social issues and low grade localised hostilities by Renamo resumed in 2013. In 2016 negotiations began on decentralization and a security package for the disarmament, demobilisation and reintegration of Renamo’s residual military, and integration of Renamo personnel in command posts in the defense and security forces. In 2018, the Parliament passed consensual constitutional changes on decentralisation and on the municipal electoral law and a joint Government-Renamo military commission was created to work on agreed measures ahead of general elections scheduled for 2019.

¹ See UNDP Evaluation Policy: www.undp.org/eo/documents/Evaluation-Policy.pdf. The ICPE will also be conducted in adherence to the Norms and the Standards and the ethical Code of Conduct established by the United Nations Evaluation Group (www.uneval.org).

² A result of declining prices for traditional export commodities, persistent drought effects from El Niño, internal military confrontations, a large decrease in foreign direct investment and an increase in public debt.

Mozambique ranks 23 in governance performance out of 54 African countries and the governance situation has increasingly deteriorated since 2007, particularly in terms of safety, rule of law and business environment.³ Important challenges are still faced in terms corruption, accountability, transparency, citizen participation, access to justice, and the promotion of a culture of peace.

Mozambique has experienced two decades of impressive economic growth with an annual GDP growth rate of over 7 percent which is expected to lead the country to the middle-income status by 2025. The economy is driven by foreign direct investment, particularly through mega-projects in the natural resource and extractive industries sectors (mining, coal and gas). Yet, its benefits have not sufficiently reached the population in terms of employment creation, income generation and expansion of social investments. Since 2015, an economic downturn⁴ reduced the GDP growth to 3.7% in 2017⁵ and highlighted the country's economic and financial fragility and the need to diversify the economy.

Growth has not been sufficiently inclusive, and the transition has not yielded results in terms of poverty and inequality reduction. In 2016, Mozambique's Human Development Index (HDI) value was 0.418; positioning the country at 181 out of 188 countries. When adjusted for inequality, it falls to 0.280.⁶ In 2014, 46.1 percent of the population lived below the national poverty line.⁷ With a fertility rate of 5.8 per woman, 45 percent of the population under 15 years old, only 3 percent over 65 years,⁸ and 59 percent unemployed, the country's high population growth rate risks offsetting its economic development.⁹

Although some progress has been achieved in improving access to basic social services, its coverage remains limited and the majority of the population is not yet covered by social protection mechanisms. Challenges persist in terms of access to water sources and electricity, infrastructure, adult literacy (50.6 percent¹⁰), retention rate in primary school, HIV prevalence (around 12.3 percent), life expectancy (56 years for men and 60 for women), malaria and maternal mortality (489 per 100,000 live births¹¹). Although the hunger situation remains serious with the country ranked 98th of 119 in the 2017 on the Global Hunger Index¹², the situation has improved in the last 25 years with significant decreases in wasting (from 9.6 to 4.7) and undernourishment (from 57.5 to 26.6). Yet, stunting still affects 39.1 percent of children.

In 2015, Mozambique ranked 139th of 159 countries in the Gender Inequality Index.¹³ Child marriage is widespread in the country, with 48 percent of women aged 20-24 reporting to be married before reaching 18.¹⁴ In addition, 40.2 percent of girls have reported to have given birth before 18 years of age. There is significant violence against women and girls and gender relations remain patriarchal. Yet, seats held by women in the parliament have increased from 30 percent in 2000 to 40 percent in 2017.¹⁵

Mozambique is ranked third amongst African countries most affected by climate-related hazards. With more than 60 percent of the population living in the coastline, the 4th longest coastline in Africa, the country is

³ A result of declining prices for traditional export commodities, persistent drought effects from El Niño, internal military confrontations, a large decrease in foreign direct investment and an increase in public debt.

⁴ A result of declining prices for traditional export commodities, persistent drought effects from El Niño, internal military confrontations, a large decrease in foreign direct investment and an increase in public debt.

⁵ <http://povertydata.worldbank.org/poverty/country/MOZ>

⁶ <http://hdr.undp.org/en/countries/profiles/MOZ>

⁷ <https://data.worldbank.org/country/mozambique>

⁸ <https://www.unfpa.org/es/data/world-population/MZ>

⁹ World Bank data.

¹⁰ https://www.unicef.org/infobycountry/mozambique_statistics.html

¹¹ <https://data.worldbank.org/indicator/SH.DYN.AIDS.ZS>

¹² <http://www.globalhungerindex.org/pdf/en/2017.pdf>

¹³ <http://hdr.undp.org/en/composite/GII>

¹⁴ <https://www.unfpa.org/es/data/adolescent-youth/MZ>

¹⁵ <https://data.worldbank.org/indicator/sg.gen.parl.zs?end=2017&start=2000>

extremely vulnerable to cyclones and storms. Although there have been improvements in government’s emergency response, floods and droughts seriously impact livelihoods as 67 percent of the population lives in rural areas¹⁶ and 73 percent works in agriculture. As most farmers tend to be women, they are extremely vulnerable to the impacts of climate change. Deforestation has also increased due to the use of fuelwood and charcoal for domestic energy and the development of large commercial agricultural areas, commercial logging and mining activities. Although in 2015 Mozambique was declared a mine-free country, agriculture uses less than 10 percent of the arable land and is largely practised in flood- and drought-prone areas.¹⁷ Production, productivity and competitiveness remain low.

3. UNDP PROGRAMME STRATEGY IN MOZAMBIQUE

Relations between the Government of Mozambique and the United Nations system were formalized on 1976. The work of UNDP in the country is guided by the United Nations Development Assistance Framework (UNDAF) for the period 2017-2020. The UNDAF was developed by the UN country team composed of 22 agencies, in line with the principle of “Delivering as One” and Global Partnership for Effective Cooperation. It is organized around four results areas: prosperity, people, peace, planet.¹⁸

In line with the Government’s Five-Year Programme 2015-19 (PQG), the UNDAF 2017-2020, the UNDP Strategic Plan 2014-2017 and the Istanbul Programme of Action for least developed countries, UNDP committed in its Country Programme Document 2017-2020 to support the following programme priorities:

- (a) Sustainable and inclusive economic transformation;
- (b) Resilience and natural resources management; and
- (c) Good governance, peace and social cohesion.

It intended to apply an issues-based approach simultaneously promoting inclusive (prosperity), equitable and sustainable management of natural resources (planet) and underpinned by governance systems that guarantee (peace), stability, and social cohesion, to reduce poverty, improve living conditions and create greater opportunities for all Mozambican (people). It targeted women, youth, and the poorest quintile and disaster-prone provinces (particularly in Gaza, Nampula and Cabo Delgado).

Country Programme Outcome		Country Programme Output	Planned resources (US\$)	Indicative expenditures to date (US\$)
Outcome 65 (UNDAF outcome 2)	Poor people benefit equitably from sustainable economic transformation	1.1. National and subnational institutions enabled to enhance economic policy coherence and implementation	CPD: 11,600,000	31,040
		1.2. Enhanced environment for competitiveness and public and private employment creation	Received: 206,326	
Outcome 66 (UNDAF outcome 9)	Most vulnerable people in Mozambique benefit from	2.1. Mechanisms for natural resource management and environment protection are more transparent and inclusive	CPD: 36,250,000 Received: 4,733,091	2,327,731

¹⁶ <https://data.worldbank.org/indicator/SP.RUR.TOTL.ZS?view=map>

¹⁷ <http://www.fao.org/mozambique/fao-in-mozambique/mozambique-at-a-glance/es/>

¹⁸ In alignment with the four Ps of the Sustainable development Goals

	inclusive, equitable and sustainable management of natural resources and the environment	<p>2.2. Solutions developed at national and subnational levels for sustainable and equitable management of land, natural resources, and ecosystem services</p> <p>2.3. Transparent and equitable financial mechanisms support green/blue local economic development in selected districts</p>		
Outcome 67 (UNDAF outcome 10)	Communities are more resilient to the impact of climate change and disasters	<p>3.1. Effective policy and legislative frameworks in place to enhance the implementation of disaster and climate risk management measures</p> <p>3.2. Mechanisms for climate change adaptation and disaster risk reduction are enhanced</p> <p>3.3. Increased resilience in selected districts to climate change and natural hazards</p>	<p>CPD: 10,800,000</p> <p>Received: 3,208,724</p>	2,499,169
Outcome 68 (UNDAF outcome 8)	All people benefit from democratic and transparent governance institutions and systems that ensure peace consolidation, human rights and equitable service delivery	<p>4.1. Mechanisms that promote a culture of peace and dialogue strengthened</p> <p>4.2. Parliament and electoral management bodies enabled to perform core functions for improved accountability, participation and representation</p> <p>4.3. Frameworks and processes for effective and transparent engagement of civil society in national development enhanced</p> <p>4.4. Decentralization process and local governance systems enhanced to improve service delivery</p> <p>4.5. Capacity of justice and human rights institutions expanded to provide equitable access to services</p>	<p>CPD: 13,556,000</p> <p>Received: 12,981,949</p>	6,857,578
Total			21,130,090	11,715,518

Source: UNDP Mozambique Country Programme Document 2017-2020 and UNDP data extracted from Atlas

4. SCOPE OF THE EVALUATION

ICPEs are conducted in the penultimate year of the ongoing UNDP country programme to feed into the process of developing the new country programme. The ICPE will focus on the current programme cycle (2017-2020) but will also consider the cumulative results of the previous programme cycle and how it contributes to the outcome of the current cycle to provide forward-looking recommendations as input to UNDP Mozambique's formulation of its next country programme. The scope of the ICPE includes the entirety of UNDP's activities in the country, therefore covers interventions funded by all sources.

5. METHODOLOGY

The evaluation methodology will adhere to the United Nations Evaluation Group (UNEG) Norms & Standards.¹⁹ The ICPE will address the following key evaluation questions.²⁰ These questions will also guide the presentation of the evaluation findings in the report.

- What did the UNDP country programme intend to achieve during the period under review?
- To what extent has the programme achieved (or is likely to achieve) its intended objectives? How effectively programme links and results have materialized through the Delivering as One approach?
- What factors contributed to or hindered UNDP's performance and eventually, the sustainability of results?

The ICPE is conducted at the outcome level. To address question 1 and 2, a Theory of Change (ToC) approach will be used in consultation with stakeholders, as appropriate. Discussions of the ToC will focus on mapping the assumptions behind the programme's desired change(s) and the causal linkages between the intervention(s) and the intended country programme outcomes. Where data gaps are apparent, a qualitative approach will be taken to fill those gaps to aid in the evaluation process. As part of this analysis, the CPD's progression over the review period will also be examined. The effectiveness of UNDP's country programme will be analysed under evaluation question 2. This will include an assessment of the achieved outcomes and the extent to which these outcomes have contributed to the intended CPD objectives and how effectively programme links and results have materialized through the delivering as One approach. In this process, both positive and negative, direct and indirect unintended outcomes will also be considered.

To better understand UNDP's performance, the specific factors that have influenced - both positively or negatively - UNDP's performance and eventually, the sustainability of results in the country will be examined under evaluation question 3. In assessing the CPD's evolution, UNDP's capacity to adapt to the changing context and respond to national development needs and priorities will be examined. The utilization of resources to deliver results (including managerial practices), the extent to which the CO fostered partnerships and synergies with other actors (i.e. through south-south or triangular cooperation), and the extent to which the key principles of UNDP's Strategic Plan²¹ have been applied in the CPD design and implementation are some of the aspects that will be assessed under this question.²²

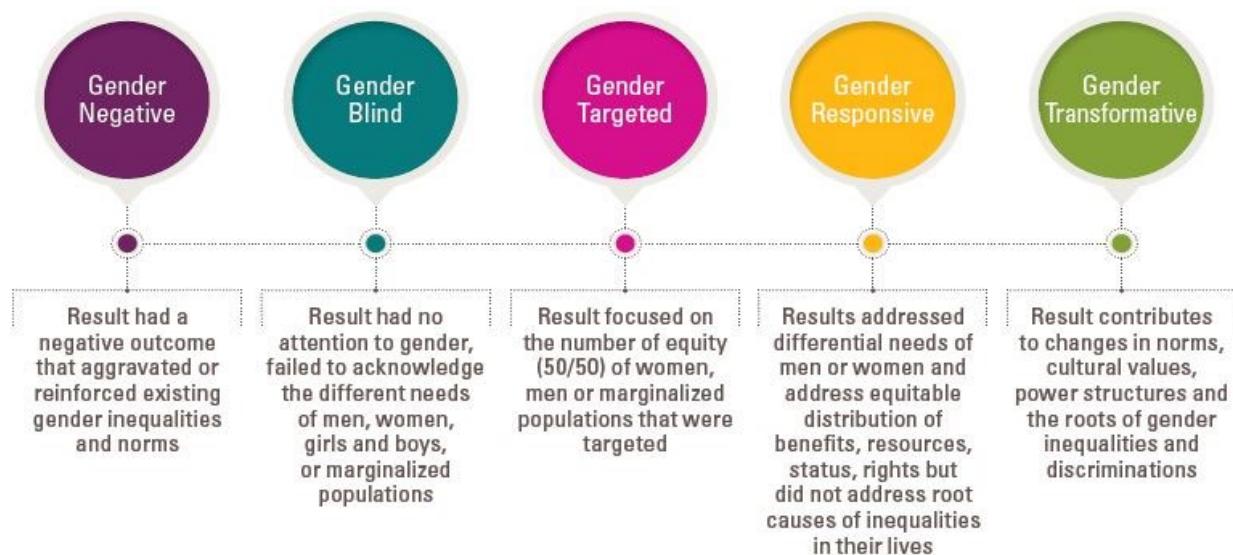
¹⁹ <http://www.uneval.org/document/detail/21>

²⁰ The ICPEs have adopted a streamlined methodology, which differs from the previous ADRs that were structured according to the four standard OECD DAC criteria.

²¹ These principles include: national ownership and capacity; human rights-based approach; sustainable human development; gender equality and women's empowerment; voice and participation; South-South and triangular cooperation; active role as global citizens; and universality.

²² This information is extracted from analysis of the goals inputted in the Enhanced RBM platform, the financial results in the Executive Snapshot, the results in the Global Staff Survey, and interviews at the management/ operations in the Country Office.

Special attention will be given to integrate a gender-responsive evaluation approach to data collection methods. To assess gender across the portfolio, the evaluation will consider the gender marker²³ and the gender results effectiveness scale (GRES). The GRES, developed by IEO, classifies gender results into five categories: gender negative, gender blind, gender targeted, gender responsive, gender transformative.



6. DATA COLLECTION

Assessment of data collection constraints and existing data. A preliminary assessment was carried out to identify the evaluable data available as well as potential data collection constraints and opportunities. The Evaluation Resource Center (ERC) information indicates that 3 evaluations (2 projects and one outcome) were carried out for the 2017-2020 cycle to date, and 13 evaluations (8 projects, 2 outcomes and 2 UNDAF, and one MDG Fund) for the 2012-2016 period. With respect to indicators, the CPD Outcomes, UNDP Results-Oriented Annual Reports (ROAR) and the corporate planning system (CPS) associated with it provide baselines, data sources and indicators. Yet, the corporate planning system does not always provide disaggregated data for all output indicators and some data are estimates from governmental sources and the National Statistics Institute (INE) official statistical data published is mostly outdated. For some output indicators, CPD and CPS figures vary for the baseline and target data (e.g. indicator 4.5.1.). In addition, the security level is low (moderate in the central and north areas) but the rainy season (November to April) could constraint primary data collection. In response to these limitations and constraints, the evaluation will work with Theories of Change to try to estimate baselines and map assumptions against the expected and achieved results.

Data collection methods. The evaluation will use data from primary and secondary sources, including desk review of corporate and project documentation and surveys, and information from interviews with key stakeholders, including government, beneficiaries, partners staff and managers. A pre-mission questionnaire will be administered and expected to be completed at least ten days prior to the arrival of the evaluation team in Maputo for the data collection mission. Special attention will be given to integrate a gender equality responsive approach to the evaluation methods and reporting. Gender disaggregated data will be collected, where available, and assessed against its programme outcomes.

²³ A corporate tool to sensitize programme managers in advancing GEWE by assigning ratings to projects during their design phase to indicate the level of expected contribution to GEWE. It can also be used to track planned programme expenditures on GEWE (not actual expenditures).

A multi-stakeholder approach will be followed, and interviews will include government representatives, civil-society organizations, private-sector representatives, UN agencies, multilateral organizations, bilateral donors, and beneficiaries of the programme. At the start of the evaluation, a stakeholder analysis will be conducted with the support of the CO to identify relevant UNDP partners to be consulted, as well as those who may not work with UNDP, but play a key role in the outcomes to which UNDP contributes. This stakeholder analysis will serve to identify key informants for interviews during the main data collection phase of the evaluation, and to examine any potential partnerships that could further improve UNDP's contribution to the country.

The IEO and the Country Office will identify an initial list of background and programme-related documents which will be posted on an ICPE SharePoint website. Document reviews will include: background documents on the national context, documents prepared by international partners and other UN agencies during the period under review; programmatic documents such as workplans and frameworks; progress reports; monitoring self-assessments such as the yearly UNDP Results Oriented Annual Reports (ROARs); and evaluations conducted by the Country Office and partners, including quality assurance reports available. All information and data collected from multiple sources will be triangulated to ensure its validity. An evaluation matrix will be used to guide how each of the questions will be addressed to organize the available evidence by key evaluation question. This will also facilitate the analysis process and will support the evaluation team in drawing well-substantiated conclusions and recommendations.

7. MANAGEMENT ARRANGEMENTS

Independent Evaluation Office of UNDP: The UNDP IEO will conduct the ICPE in consultation with the UNDP Mozambique Country Office, the Regional Bureau for Africa and the Government of Mozambique. The IEO Lead Evaluator will lead the evaluation and coordinate the evaluation team. The IEO will cover all costs directly related to the conduct of the ICPE.

UNDP Country Office in Mozambique: The Country Office (CO) will support the evaluation team to liaise with key partners and other stakeholders, make available to the team all necessary information regarding UNDP's programmes, projects and activities in the country, and provide factual verifications of the draft report on a timely basis. The CO will provide support in kind (e.g. arranging meetings with project staff, stakeholders and beneficiaries). To ensure the anonymity of interviewees, the Country Office staff will not participate in the stakeholder interviews. The CO and IEO will jointly organize the final stakeholder meeting, ensuring participation of key government counterparts, through a videoconference, where findings, conclusions and recommendations of the evaluation will be presented. Additionally, the CO will prepare a management response in consultation with the RB and will support the use and dissemination of the final outputs of the ICPE process.

UNDP Regional Bureau for Africa: The UNDP Regional Bureau for Africa will support the evaluation through information sharing and will also participate in discussions on emerging conclusions and recommendations.

Evaluation Team: The IEO will constitute an evaluation team to undertake the ICPE. The IEO team will include the following members:

- **Lead Evaluator (LE):** IEO staff member with overall responsibility for developing the evaluation design and terms of reference; managing the conduct of the ICPE, preparing/ finalizing the final report; and organizing the stakeholder debrief, as appropriate, with the Country Office.
- **Associate Lead Evaluator (ALE):** IEO staff member with the general responsibility to support the LE, including in the preparation of terms of reference, data collection and analysis and the final report. Together with the LE, will help backstop the work of other team members.
- **Consultants:** 2 external evaluators will be recruited to collect data and help to assess the outcome areas, paying attention to gender equality and women's empowerment. Under the guidance of the

LE and ALE, this evaluator will conduct preliminary desk review, data collection in the field, prepare sections of the report, and contribute to preparing and reviewing the final ICPE report.

- **Research Assistant:** A research assistant based in the IEO will provide background research and will support the portfolio analysis.
- The roles of the different members of the evaluation team can be summarised in Table 2.

Table 2: Data collection responsibilities (<u>tentative</u>)		
Area	Report	Data collection
Outcome 65 + 68	Economic transformation and good governance expert + LE	
Outcome 66 +67	Sustainable development and Environment expert + ALE	
Gender equality and women's empowerment	All	

8. EVALUATION PROCESS

- The ICPE will be conducted according to the approved IEO process in the Charter of the Independent Evaluation Office of UNDP. The following represents a summary of the five key phases of the process, which constitute the framework for conducting the evaluation.
- **Phase 1: Preparatory work.** The IEO prepares the ToR and the evaluation design, including an overall evaluation matrix. Once the TOR is approved, additional evaluation team members, comprising international and/or national development professionals will be recruited if needed. The IEO starts collecting data and documentation internally first and then filling data gaps with help from the UNDP Country Office.
- **Phase 2: Desk analysis.** Evaluation team members will conduct desk review of reference material, and identify specific evaluation questions, and issues. Further in-depth data collection will be conducted, by administering a pre-mission questionnaire to the Country Office. Based on this, detailed questions, gaps and issues that require validation during the field-based phase of the data collection will be identified.
- **Phase 3: Field data collection.** During this phase, the evaluation team undertakes a mission to the country to engage in data collection activities. The estimated duration of the mission will be 21 days, from 4 to 19 February 2019. Data will be collected according to the approach outlined in Section 5 with responsibilities outlined in Section 7. The evaluation team will liaise with CO staff and management, key government stakeholders and other partners and beneficiaries. At the end of the mission, the evaluation team holds a debrief presentation of the key preliminary findings at the Country Office.
- **Phase 4: Analysis, report writing, quality review and debrief.** Based on the analysis of data collected and triangulated, the LE will undertake a synthesis process to write the ICPE report. The zero draft of the report will be subject to peer review by IEO and the Evaluation Advisory Panel (EAP). It will then be circulated to the Country Office and the UNDP Regional Bureau for Africa for factual corrections. The second draft, which takes into account any factual corrections, will be shared with national stakeholders for further comments. Any necessary additional corrections will be made, and the UNDP Mozambique Country Office will prepare the management response to the ICPE, under the overall oversight of the Regional Bureau. The report will then be shared at a final debriefing (via videoconference) where the results of the evaluation are presented to key national stakeholders.

Ways forward will be discussed with a view to creating greater ownership by national stakeholders in taking forward the recommendations and strengthening national accountability of UNDP. Considering the discussion at the stakeholder event, the final evaluation report will be published.

- Phase 5: Publication and dissemination.** The ICPE report, including the management response, and summary will be widely distributed in hard and electronic versions. The evaluation report will be made available to UNDP Executive Board at the time of the approval of a new Country Programme Document. It will be distributed by the IEO within UNDP and to the evaluation units of other international organisations, evaluation societies/networks and research institutions in the region. The Mozambique Country Office will disseminate the report to stakeholders in the country. The report and the management response will be published on the UNDP website and the Evaluation Resource Centre (ERC). The Regional Bureau will be responsible for monitoring and overseeing the implementation of follow-up actions in the ERC.

9. TIMEFRAME FOR THE ICPE PROCESS

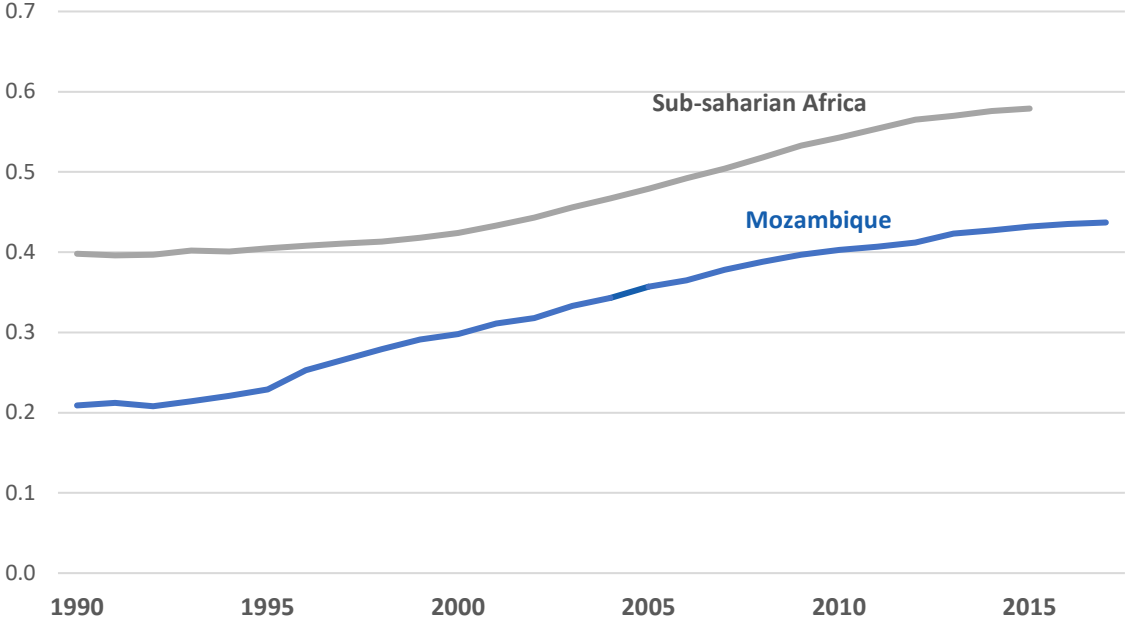
The timeframe and responsibilities for the evaluation process are tentatively²⁴ as follows:

Table 3: Timeframe for the ICPE process going to the Board in 2019		
Activity	Responsible party	Proposed timeframe
Phase 1: Preparatory work		
TOR – approval by the Independent Evaluation Office	LE	Sept-Oct 2018
Selection of other evaluation team members	LE	November 2018
Phase 2: Desk analysis		
Preliminary analysis of available data and context analysis	Evaluation team	Nov-Dec 2018
Phase 3: Data collection		
Data collection and preliminary findings	Evaluation team	Feb 4- 19 2019
Phase 4: Analysis, report writing, quality review and debrief		
Analysis and Synthesis	LE	February 2019
Zero draft ICPE for clearance by IEO	LE	March 2019
First draft ICPE for CO/RB review	CO/RB	May 2019
Second draft shared with the government	CO/GOV	June 2019
Draft management response	CO/RB	June 2019
Final debriefing with national stakeholders	CO/LE	End June 2019
Phase 5: Production and Follow-up		
Editing and formatting	IEO	July-August 2019
Final report and Evaluation Brief	IEO	July-August 2019
Dissemination of the final report	IEO/CO	August 2019
Presentation to the Executive Board	IEO	September 2019

²⁴ The timeframe is indicative of process and deadlines and does not imply full-time engagement of the team during the period.

ANNEX 2. COUNTRY AT A GLANCE

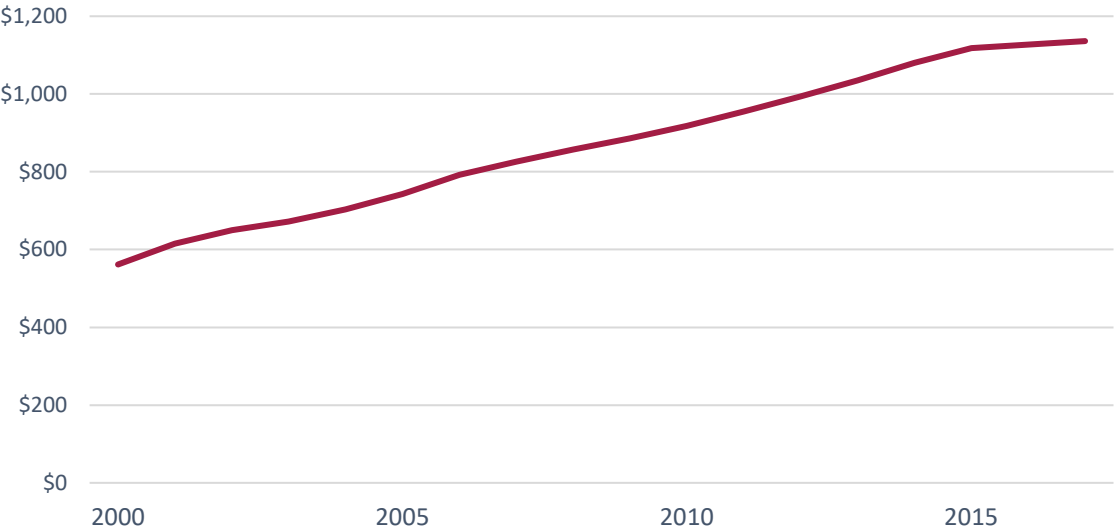
Human Development Index Trends



Source: Human Development Data, 1990-2017

GDP per capita

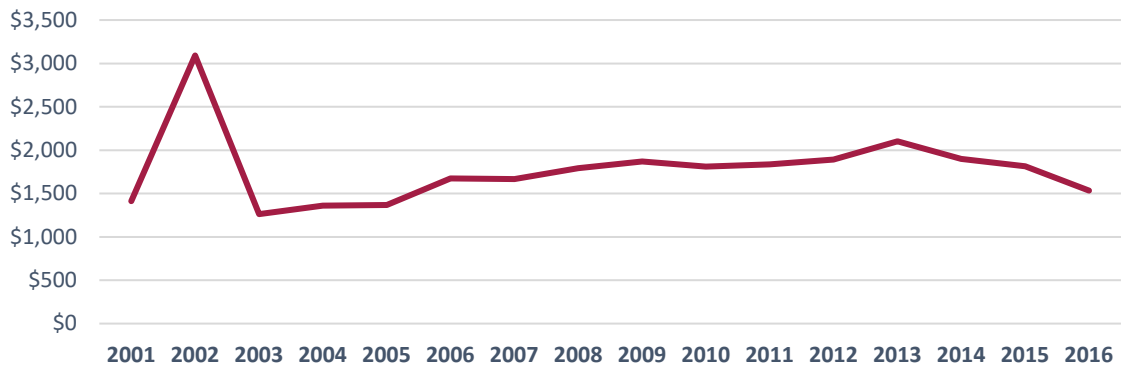
PPP (constant 2011 international dollar)



Source: World Development Indicators, World Bank, 2018

Net ODA received

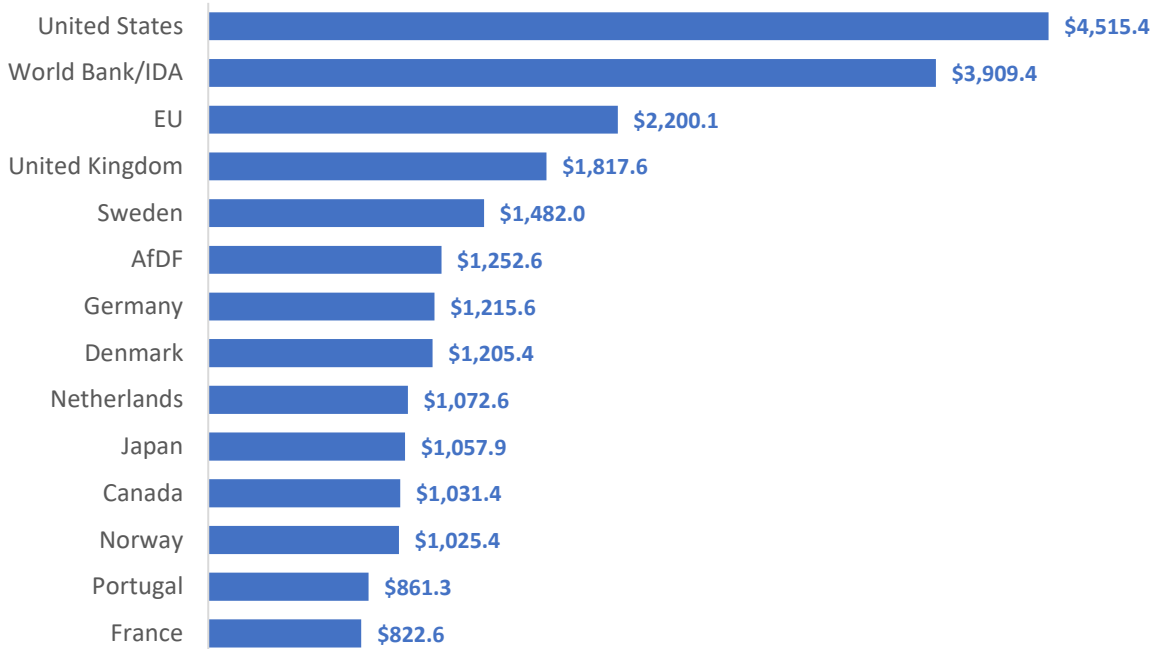
constant 2015 USD in millions



Source: World Development Indicators, World Bank, 2018

Official Development Assistance Disbursements (2001-2017)

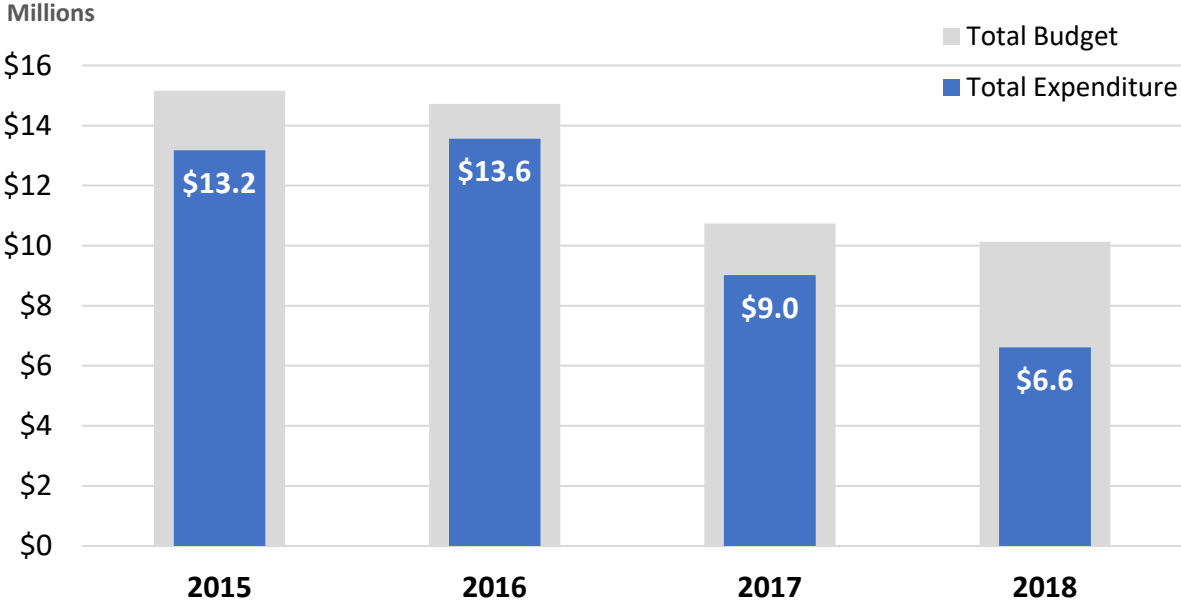
Millions USD



Source: OECD QWIDS, Feb 2019

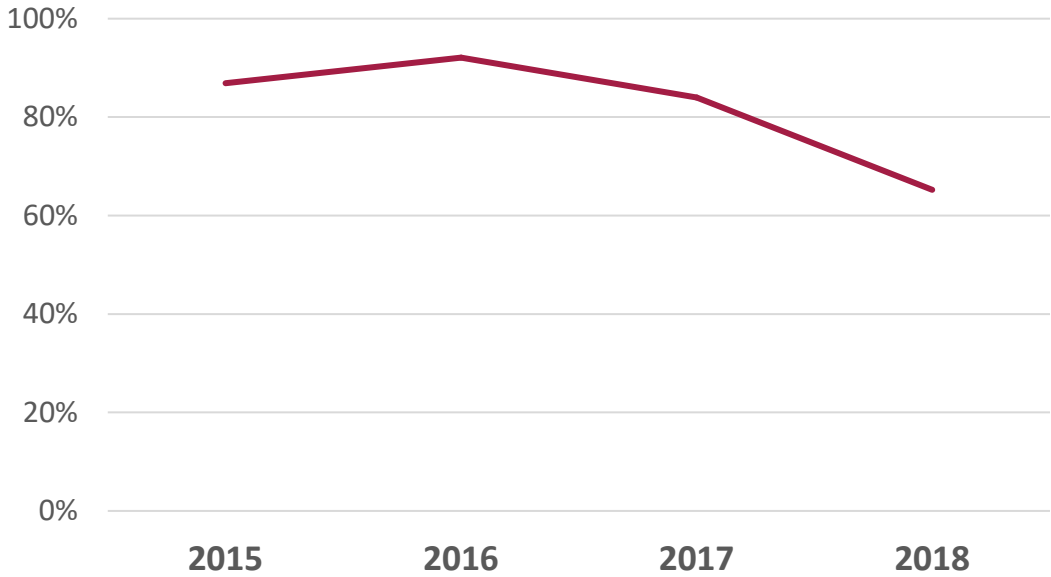
ANNEX 3. COUNTRY OFFICE AT A GLANCE

Evolution of Programme Budget & Expenditure, 2015-2018



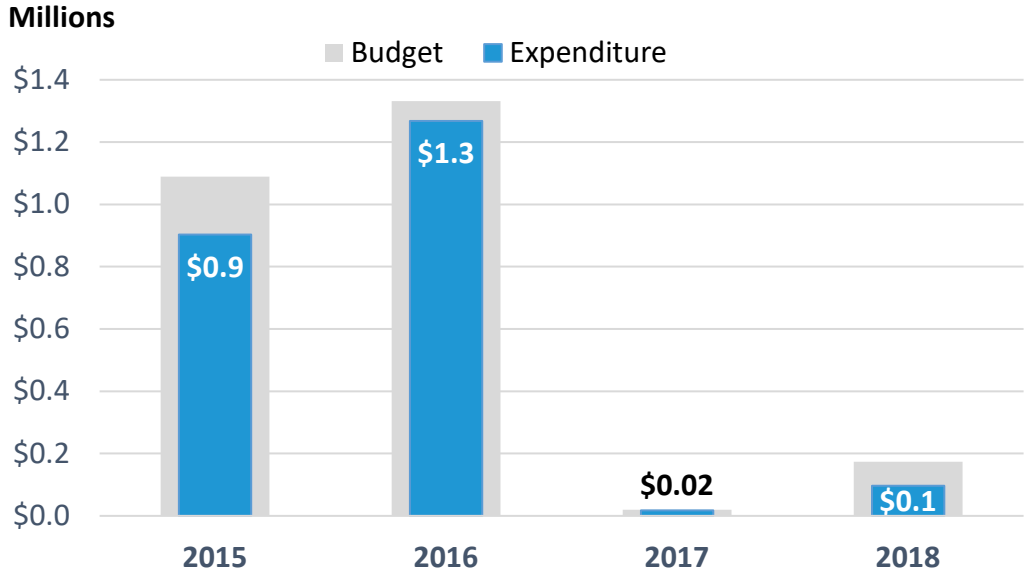
Source: Atlas Project data, Power Bi, Feb 2019

Execution Rate by Year



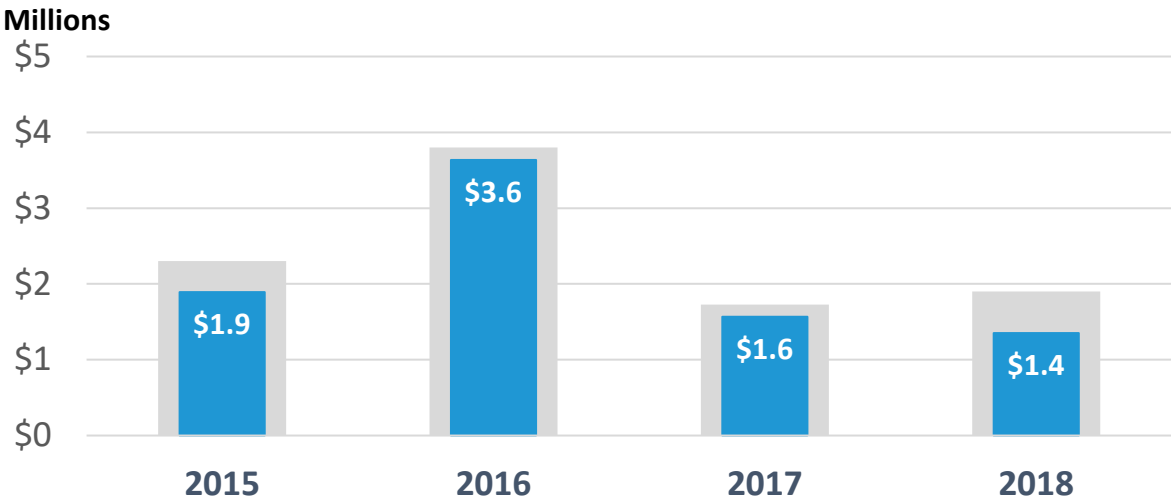
Source: Atlas Project data, Power Bi, Feb 2019

Outcome 65: Poor people benefit equitably from sustainable economic transformation



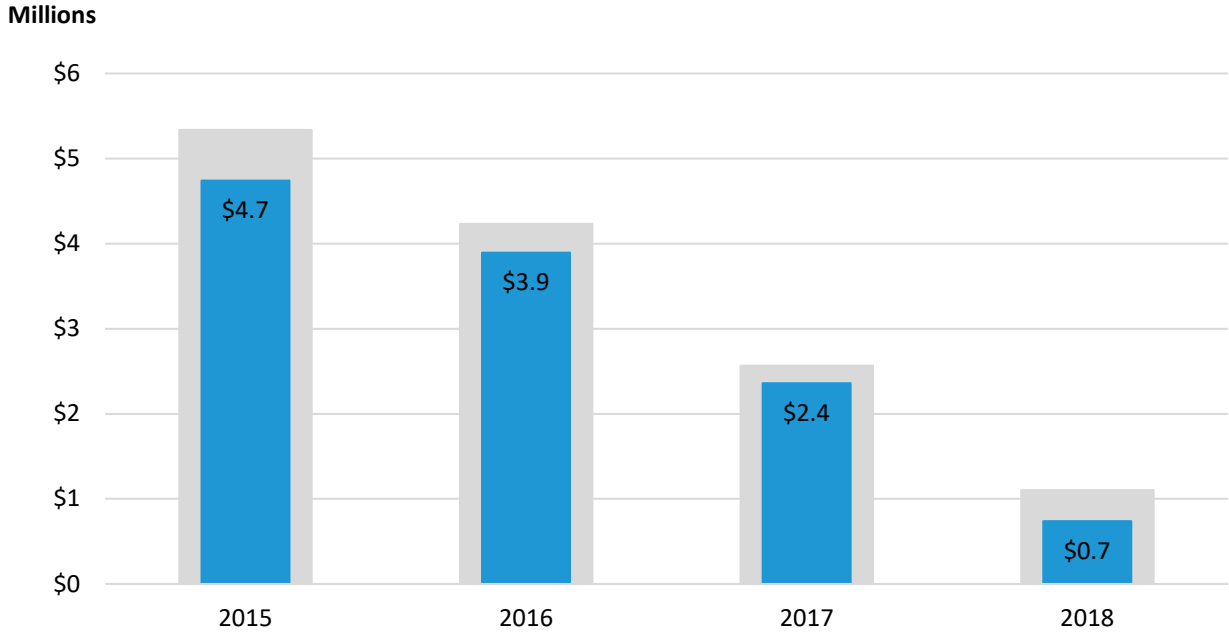
Source: Atlas Project data, Power Bi, Feb 2019

Outcome 66: Most vulnerable people in Mozambique benefit from inclusive, equitable and sustainable management of natural resources and the environment



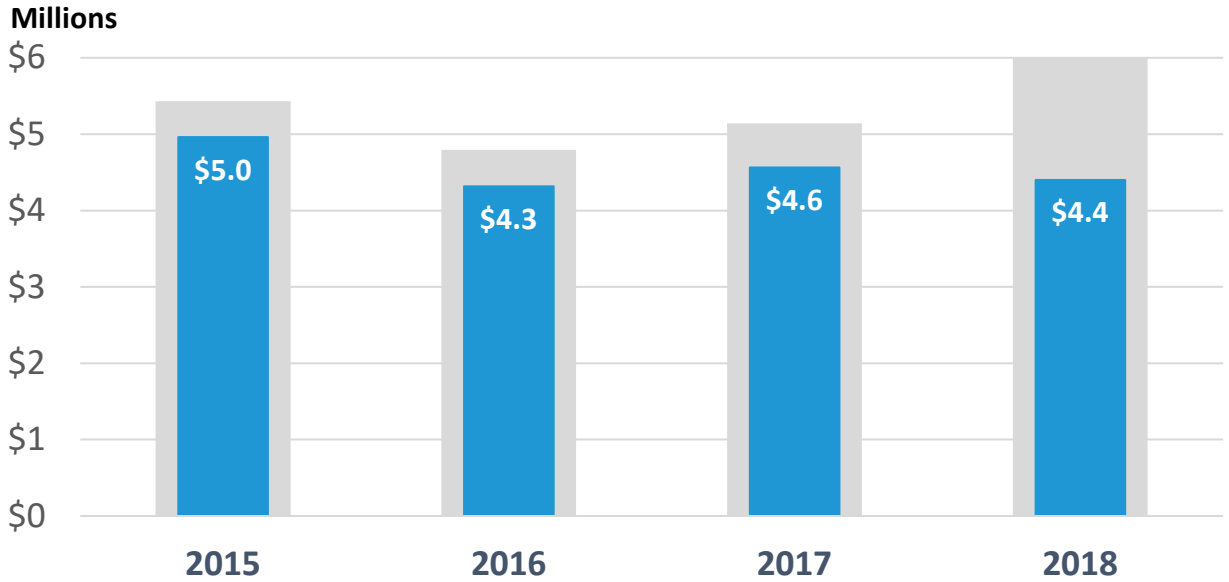
Source: Atlas Project data, Power Bi, Feb 2019

Outcome 67: Communities are more resilient to the impact of climate change and disasters



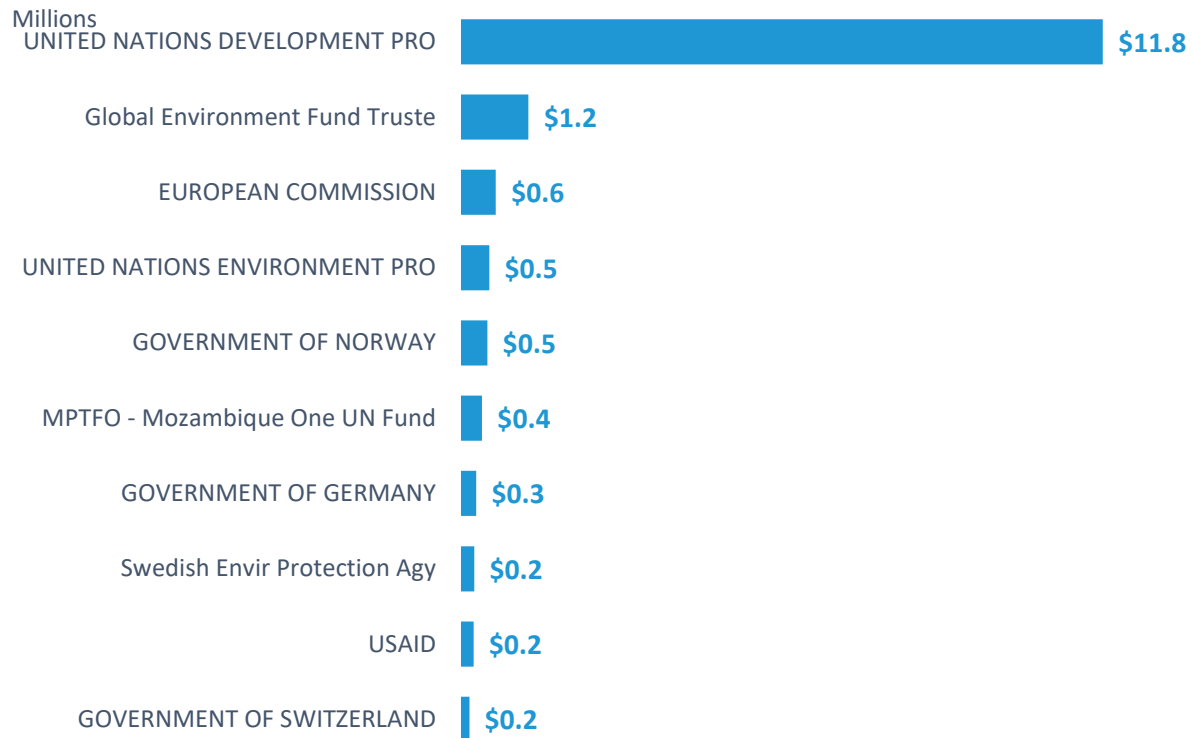
Source: Atlas Project data, Power Bi, Feb 2019

Outcome 68: All people benefit from democratic and transparent governance institutions and systems that ensure peace consolidation, human rights and equitable service delivery



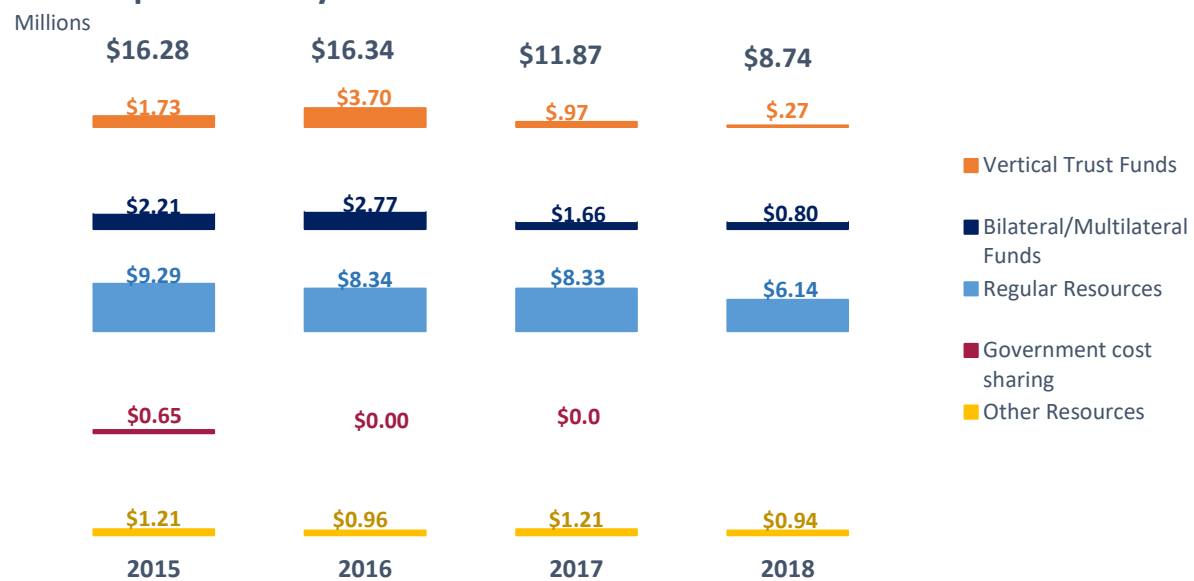
Source: Atlas Project data, Power Bi, Feb 2019

Top 10 Donors in Mozambique, 2017-2018



Source: Atlas Project data, Power Bi, Feb 2019

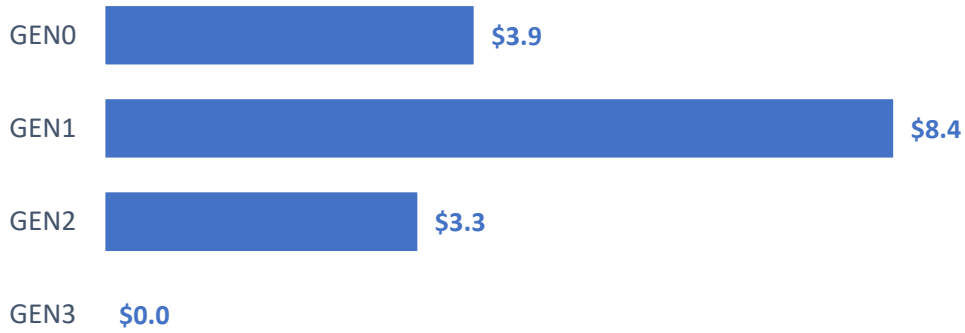
Total Expenditure by Fund Source and Year



Source: Atlas Project data, Power Bi, Feb 2019

Expenditure by Gender Marker, 2017-2018

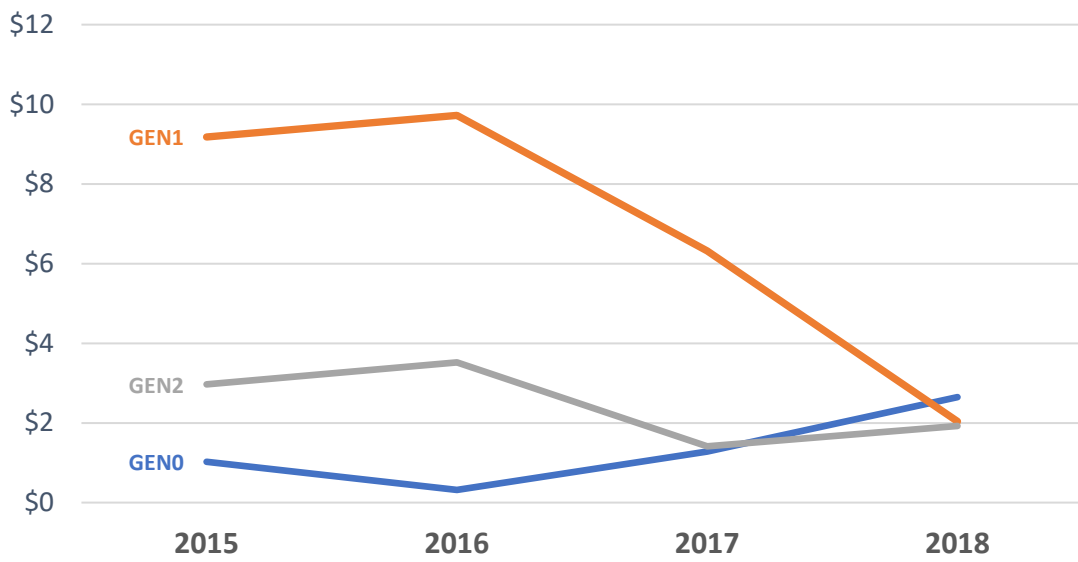
Millions



Source: Atlas Project data, Power Bi, Feb 2019

Expenditure by Gender Marker and Year

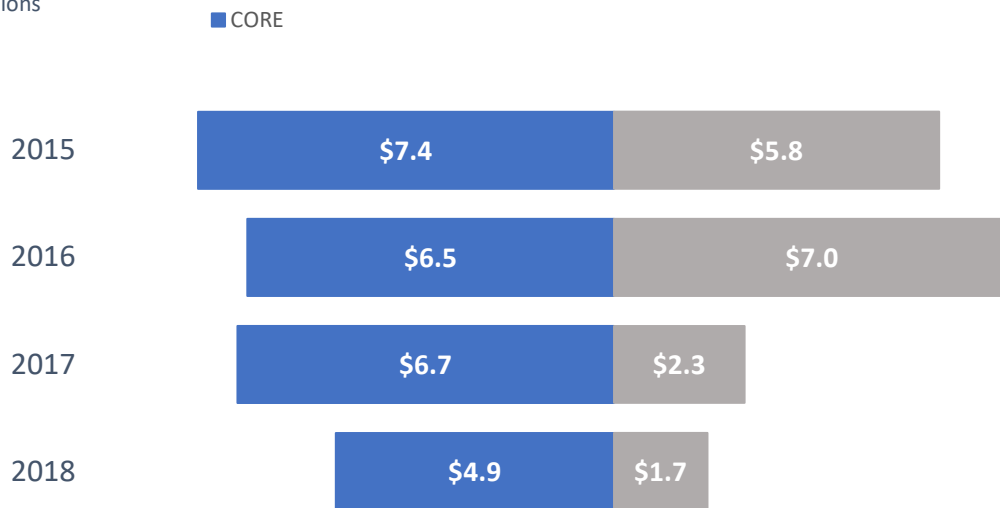
Millions



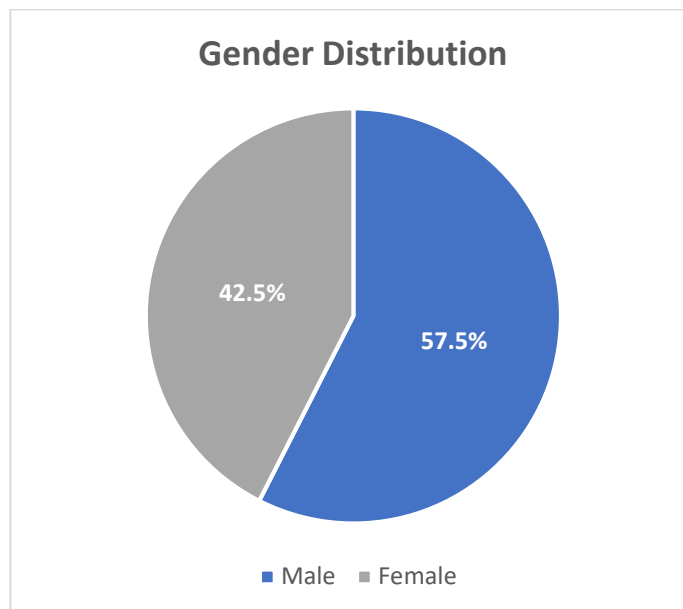
Source: Atlas Project data, Power Bi, Feb 2019

Programme Expenditure by Source, 2015-2018

Millions

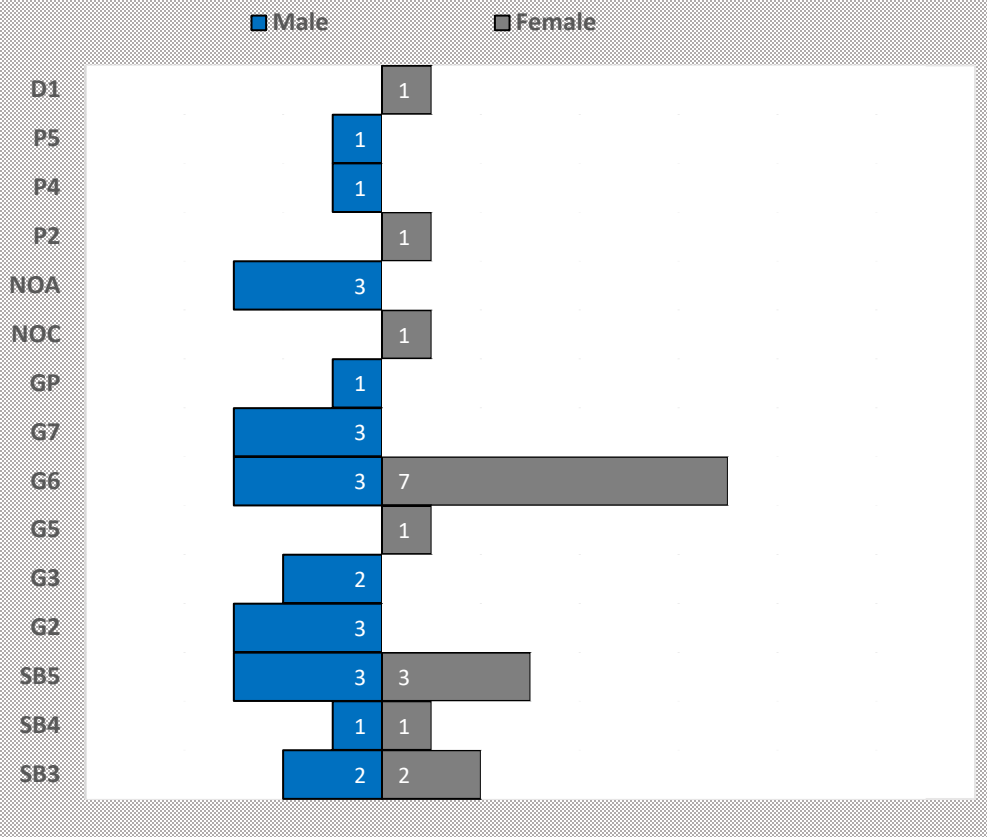


Source: Atlas Project data, Power Bi, Feb 2019



Source: Data from CO

Gender Distribution by Grade Number



Source: Data from CO

ANNEX 4. PROJECTS FOR IN-DEPTH REVIEW

Project ID	Project Title	Output	Output Title	Start Year	End Year	Gender Marker	Modality	2017 Budget	2017 Expenditure	2018 Budget	2018 Expenditure	Total Budget	Total Expenditure
Outcome 65: Poor people benefit equitably from sustainable economic transformation													
00063579	Local Economic Development for Increased Incomes	00080588	Inclusive Finance and Markets	2012	2017	GEN2	NIM	\$0.00	\$0.00	\$0.00	\$0.00	\$0.00	\$0.00
		00080630	ART PAPDEL-Local Economic Development	2012	2017	GEN2	NIM	\$19,260.76	\$18,058.27	\$0.00	\$0.00	\$19,260.76	\$18,058.27
00098418	SDG and Policy Coherence	00101745	SDG and Policy Coherence	2018	2020	GEN1	NIM	\$0.00	\$0.00	\$174,000.00	\$96,838.71	\$174,000.00	\$96,838.71
Outcome 65 Sub Total								\$19,260.76	\$18,058.27	\$174,000.00	\$96,838.71	\$193,260.76	\$114,896.98
Outcome 66: Most vulnerable people in Mozambique benefit from inclusive, equitable and sustainable management of natural resources and the environment													
00060497	Sustainable Financing of the Protected Area System	00076184	Financing of Protected Areas	2011	2017	GEN1	NIM	\$92,903.13	\$92,608.27	\$0.00	\$0.00	\$92,903.13	\$92,608.27
		00080154	Financing of Protected Areas	2011	2017	GEN2	OTHERS	\$143,290.00	\$135,780.57	\$0.00	\$0.00	\$143,290.00	\$135,780.57
		00080157	Financing of Protected Areas 3	2011	2017	GEN2	NIM	\$0.00	\$0.00	\$0.00	\$0.00	\$0.00	\$0.00
00084563	SUNRED - Sustainable Management of Natural Resources	00092517	PEI Mozambique SUNRED	2007	2018	GEN1	NIM	\$1,360,353.33	\$1,238,089.34	\$967,720.14	\$791,954.49	\$2,328,073.47	\$2,030,043.83
00100673	i.Wildlife Trafficking	00103502	IWT Mozambique - ANAC	2017	2023	GEN1	NIM	\$1.00	\$0.00	\$284,600.00	\$235,802.65	\$284,601.00	\$235,802.65
		00107169	IWT Mozambique - GRP	2017	2024	GEN2	OTHERS	\$0.00	\$0.00	\$342,500.00	\$123,841.23	\$342,500.00	\$123,841.23

		00107170	IWT Mozambique - WCS	2017	2024	GEN2	OTHERS	\$0.00	\$0.00	\$125,000.00	\$57,858.57	\$125,000.00	\$57,858.57
00086259	Environmental Governance for Sustainable Natural R. Mgmt	00093554	Environmental Governance for S	2014	2018	GEN1	DIM	\$130,000.00	\$99,408.06	\$180,668.74	\$142,846.02	\$310,668.74	\$242,254.08
00047594	4NR Support to GEF CBD Parties 2010 biodiversity targets	00093061	BIOFIN Germany 2	2014	2018	GEN1	DIM	\$124,456.00	\$50,649.44	\$302,499.00	\$228,296.73	\$426,955.00	\$278,946.17
Outcome 66 Sub Total								\$1,851,003.46	\$1,616,535.68	\$2,202,987.88	\$1,580,599.69	\$4,053,991.34	\$3,197,135.37
Outcome 67: Communities are more resilient to the impact of climate change and disasters													
00046333	Trade and Private Sector Development	00055103	Trade and Private Sector Devel	2007	2017	GEN1	NIM	\$14,407.73	\$9,279.04	\$0.00	-\$64.33	\$14,407.73	\$9,214.71
00062383	Adaptation in the Coastal Zones of Mozambique	00079862	Adaptation in the Coastal Zone	2011	2018	GEN1	NIM	\$992,563.75	\$972,003.46	\$156,005.01	\$124,421.38	\$1,148,568.76	\$1,096,424.84
00063219	Support to the National Demining Programme in Mozambique	00080471	SUPPORT NATIONAL DEMINING-MOZ	2012	2018	GEN1	NIM	\$117,694.93	\$51,247.68	\$1.00	\$0.00	\$117,695.93	\$51,247.68
00063225	Strengthening capacities and frameworks for DRR/ACC	00080475	DRR/ACC-INGC	2012	2018	GEN1	NIM	\$1,041,705.00	\$1,000,883.27	\$61,623.00	\$54,504.39	\$1,103,328.00	\$1,055,387.66
		00085449	Early Recovery and Resilience	2013	2018	GEN1	NIM	\$122,437.58	\$121,976.04	\$0.00	\$0.00	\$122,437.58	\$121,976.04
00074692	Africa Climate Adaptation and Food Security Project (ACA)	00087926	Mainstreaming DRR & CCA	2013	2018	GEN1	NIM	\$153,718.00	\$152,765.58	\$3,034.00	\$0.00	\$156,752.00	\$152,765.58

00098590	Resilience to Disasters and Climate Change	00101817	DRR and Resilience	2018	2021	GEN1	NIM	\$0.00	\$0.00	\$579,000.00	\$328,929.87	\$579,000.00	\$328,929.87
00059323	Strengthening national capacity to address CC in LDCs	00074152	Addressing CC in the LDC's	2010	2018		DIM					\$0.00	\$0.00
Outcome 67 Sub Total								\$2,442,526.99	\$2,308,155.07	\$799,663.01	\$507,791.31	\$3,242,190.00	\$2,815,946.38
Outcome 68: All people benefit from democratic and transparent governance institutions and systems that ensure peace consolidation, human rights and equitable service delivery													
00063617	Enhancing Dec and Loc Dev in Mozambique	00080637	Consolidating PNPFD	2011	2017	GEN1	NIM	\$751,479.72	\$750,928.71	\$541.11	-\$539.95	\$752,020.83	\$750,388.76
		00080605	Enhancing Dec and Loc Dev in M	2012	2017	GEN1	NIM	\$0.00	\$0.00	\$0.00	\$0.00	\$0.00	\$0.00
00063619	Strengthen Access to Justice, Rule of Law & Human Rights	00080609	Strengthen Acces to Justice	2012	2017	GEN2	NIM	\$752,423.49	\$784,604.57	\$0.00	\$0.00	\$752,423.49	\$784,604.57
		00080649	POLICE PROJECT	2012	2017	GEN1	NIM	\$891,047.95	\$888,833.89	\$240.00	\$9.36	\$891,287.95	\$888,843.25
00063755	Country Programme Coordination and Capacity Development	00080671	Country Programme Coordination	2012	2018	GEN0	NIM	\$1,293,851.98	\$1,283,199.53	\$2,932,952.32	\$2,647,875.21	\$4,226,804.30	\$3,931,074.74
00063829	Support to develop the capacity for local HIV response	00080698	Support to develop the capacit	2012	2018	GEN2	NIM	\$320,000.00	\$369,924.43	\$0.00	-\$25,903.93	\$320,000.00	\$344,020.50
		00101535	SRHR for Girls and Young Women	2016	2018	GEN2	NIM	\$117,626.00	\$76,864.47	\$41,447.92	\$40,170.28	\$159,073.92	\$117,034.75
00065340	Parliament's Fiscal Oversight & Law Making	00081885	Parliament's Fiscal Oversight	2012	2017	GEN1	NIM	\$0.00	\$534.08	\$0.00	\$0.00	\$0.00	\$534.08
00083288	Extractive Industries for Sustainable Development	00091838	Extractive Industries for Sust	2014	2017	GEN1	NIM	\$400,000.00	\$367,621.79	\$0.00	\$0.00	\$400,000.00	\$367,621.79

00108297	Strengthened CSO Monitoring of UPR Implementation	00108198	Strengthen UPR Monitoring CSO	2017	2020	GEN2	NIM	\$100.00	\$0.00	\$685,298.04	\$499,236.77	\$685,398.04	\$499,236.77
00112411	APRM 2ND COUNTRY REVIEW	00110945	APRM 2ND COUNTRY REVIEW	2018	2020	GEN2	NIM	\$0.00	\$0.00	\$595,750.00	\$588,409.05	\$595,750.00	\$588,409.05
00078797	PALOP-TL SAI-ISC support for external control	00090775	ProPALOP-TL SAI - MOZAMBIQUE	2014	2018	GEN1	DIM	\$371,570.00	\$367,109.07	\$2.00	-\$8,663.77	\$371,572.00	\$358,445.30
00070593	Volunteer Knowledge and Innovation Section (VKIS)	00092764	Youth Preparation Training	2014	2017	GEN0	OTHERS					\$0.00	\$0.00
00115478	Access Justice, Human Rights, Gender and HIV	00113064	Justice services at all levels	2018	2021	GEN2	NIM	\$0.00	\$0.00	\$994,500.00	\$74,144.87	\$994,500.00	\$74,144.87
		00113065	Human Rights System	2018	2021	GEN2	NIM	\$0.00	\$0.00	\$100,000.00	\$0.00	\$100,000.00	\$0.00
		00113066	Women and Law	2018	2021	GEN3	NIM	\$0.00	\$0.00	\$155,500.00	\$0.00	\$155,500.00	\$0.00
		00113067	HIV and Human Rights	2018	2021	GEN2	NIM					\$0.00	\$0.00
		00113068	Police action Gender and HIV	2018	2021	GEN3	NIM					\$0.00	\$0.00
Outcome 68 Sub Total								\$4,898,099.14	\$4,889,620.54	\$5,506,231.39	\$3,814,737.89	\$10,404,330.53	\$8,704,358.43
Grand Total								\$9,210,890.35	\$8,832,369.56	\$8,682,882.28	\$5,999,967.60	\$17,893,772.63	\$14,832,337.16

Source: Atlas Project data, Power Bi, Feb 2019

ANNEX 5. PEOPLE CONSULTED

Government of Mozambique

Ms. Cristina Matusse, Deputy Director, National Directorate of Planning and Budget (DNPO)-Ministry of Economy and Finance (MEF)

Mr. Felisberto Naife, General Director, Technical Secretariat of Electoral Administration (STAE)

Mr. Olegário, Banze, National Director for Rural Development, National Directorate for Rural Development (DNDR/MITADER)

Ms. Yolanda Goncalves, National Director, National Director of Planning and Cooperation (DPC/MITADER)

Ms. Ivete Maibaze, National Director, National Directorate of Environment (DINAB/MITADER)

Mr. Deodete Chachoio, DNDR, MITADER

Ms. Sandra Barbosa, Finance and Markets, DNDR, MITADER

Mr. Evaristo Mondlane, DNDR, MITADER

Ms. Graciete Sócrates, DPC, MITADER

Ms. Guilhermina Amurane, Environmental Management, DINAB, MITADER

Mr. Agostinho Fernando, Climate Change, DINAB, MITADER

Ms. Rosalia Pedro, Environmental Education, DINAB, MITADER

Mr. Josefa Jussar, Environmental Licensing, DINAB, MITADER

Ms. Nadia Adrião, MEF

Mr. Mamudo Amade, Investigation and Planning, MCTESETP

Mr. Luis Bitone Nahe, President, National Commission on Human Rights (CNDH)

Ms. Firoza Gani, National Director, National Directorate of Justice Administration (DNAJ), Ministry of Justice and Constitutional and Religious Matters

Mr. Mussa Mustafa, Deputy General Director, National Institute of Meteorology (INAM), Ministry of Transport and Communications (MTC)

Ms. Ana Nemba Uaiene, Director, National Directorate of International Organizations and conferences (DOIC), Ministry of Foreign Affairs and Cooperation (MINEC)

Mr. Chico Mortar, UNDP focal point at MINEC, Ministry of Foreign Affairs and Cooperation (MINEC)

Ms. Sónia dos Santos, National Planning Director, Attorney General's Office (PGR), Ministry of Justice and Constitutional and Religious Matters

Ms. Hermínia Pedro, Planning Director, Supreme Court, Administration for the Enforcement of Criminal Sanctions, Ministry of Justice and Constitutional and Religious Matters

Ms. Elisa Samuel, Director of the Centre for Jurisdictional Legal Learning (CFJJ), Ministry of Justice and Constitutional and Religious Matters

Mr. Manafá Pildes Institute of Sponsorship and Legal Assistance (IPAJ), Ministry of Justice and Constitutional and Religious Matters

Mr. Adriano Senvano, Director, National Institute of Mines (INAMI), Ministry of Mineral Resources and Energy (MIREME)

Mr. Geraldo Simao Valoi, Deputy Director, National Institute of Mines (INAMI), Ministry of Mineral Resources and Energy (MIREME)

Ms. Elsa Roia Alfai, Director of Mining and Licensing, National Institute of Mines (INAMI), Ministry of Mineral Resources and Energy (MIREME)

Mr. Nelson Samuel Zumbene, Chief of Legal Department, National Institute of Mines (INAMI), Ministry of Mineral Resources and Energy (MIREME)

Mr. Henrique Cau, Director, Centre for Research and Technology Transfer, Ministry of Science, Technology, Higher Education and Technical Vocational Education (MCTESTP)

Mr. Mateus Mutemba, Director General, National Agency for Conservation Areas (ANAC/MITADER)

Mr. Raimundo Matusse, ANAC

Mr. Armindo Aramane, ANAC

Ms. Clausema Frank, ANAC Financas

Mr. Plácido Nerino Pereira, Director, Nacional Directorate of Local Development (DNDL), Ministry of State Administration and Public Service (MAEFP)

Ms. Cândida Moiane, Director, National Directorate of Planning and Cooperation (DPC), Ministry of State Administration and Public Service (MAEFP)

Ms. Albachir Macassar, National Director, National Directorate of Human Rights and Citizenship (DNDHC), Ministry of Justice and Constitutional and Religious Matters

Ms. Alice Mondlane, Head of the Department of Cooperation, National Penitentiary Service (SERNAP), Ministry of Justice and Constitutional and Religious Matters

Ms. Justina Cumbe, Chief of the Planning Department, Ministry of Interior (MINT)

Dra. Ema Chuva, Coordinator, Planning Unit, National Council to Combat HIV/AIDS (CNCS)

Ms. Romana Baulane, Provincial Director of Economy and Finance, Government of the Gaza Province

H.E. Stela Zeca Pinto Novo, provincial governor of Gaza

Mr. Figueiredo Araújo, Assessor for Disaster Management, Gaza Provincial

UNDP

Mr. Martim Faria e Maya, Country Director and Resident Representative a.i.

Mr. Abdourahmane Dia, Deputy Country Director

Ms. Habiba Rodolfo, Chief of Governance

Ms. Fatima Amade, Programme Specialist

Ms. Rosa Langa Chissano, Project Manager

Ms. Salmina Merique, Programme Analyst, Gender Focal Point

Ms. Angela Marques, Global Fund Project Manager a.i.

Ms. Manuela Muianga, Chief of Environment Unit a.i., Programme Officer

Ms. Lolita Hilario, Project Manager

Mr. Helder Paulo, Project Manager

Mr. Victorino Xavier, Project Manager

Ms. Amy Nkuna, Programme Associate

Ms. Eunice Taibo, Programme Associate

Mr. Janeiro Avelino Janeiro, Former Head of CPR/DDR Unit

Ms. Glenda Gallardo Zelaya, Senior Economic Advisor, Economic Policy Advisory Team

Ms. Joana Sampainho, Economic Analyst, Economic Policy Advisory Team

Mr. Eduardo Fujikawa, M&E Specialist

Mr. Mauro Salia, Procurement Analyst

Ms. Etelvina Martins, Procurement Associate

Ms. Laura Mause, Procurement

Ms. Brinno Wassie, Finance Specialist

Ms. Elsa Issufo, Finance Associate

Mr. Victor Saete, Finance Associate

Mr. Celso Costa, Programme Finance Associate

Ms. Rita Nunes, Head of Human Rights Unit and Talent Development Manager

Ms. Claudia Rodrigues, Human Resources Associate

Mr. José Chongo, Environmental Finance Expert

Ms. Lolita Fondo, Project Manager

Ms. Helina Tadesse, Regional Specialist

Mr. Mohamed Abchir, Regional Advisor

Ms. Ahunna Eziakonwa

UN agencies and International Organizations

Mr. Michel Le Pechoux, Deputy Resident Representative, UNICEF

Mr. Jaime Comiche, Head of Operations, UNIDO

Ms. Narcya Chilengue, M&E Specialist, UN Women

Ms. Nadia Vaz, Assistant Resident Representative, UNFPA

Ms. Veronique Collard, Implementation Advisor, UNAIDS

Mr. James Lattimer, Deputy Country Director, WFP

Mr. Pietro Toigo, Country Manager, African Development Bank Group

Donors

Ms. Susan Pereverzoff, Head of Cooperation, Government of Canada

Mr. Paulo Júnior, Programme Officer, Environment and Climate Change, Government of Sweden

Ms. Laura Torvinen, Ambassador, Government of Finland

Mr. Jaakko Jakkila, Counsellor (Governance), Government of Finland

Mr. Tom Edvard Eriksen, Minister Counsellor, Government of Norway

Civil Society and private sector

Mr. Lourenço do Rosário, President, National Forum of the African Peer Review Mechanism (APRM)

Mr. Momade Saide, Director-General, National Forum of the African Peer Review Mechanism (APRM)

Mr. Luis Honwana, Executive Director, Biofund

Mr. Sean Nazerali, Director for Innovative Financing, Biofund

Mr. Sousa Chele, Assessor Senior, League of Human Rights

Mr. James Bampton, Country Director, Wildlife Conservation Society (WCS)

Ms. Juliane Zeidler, Representative, Gorongosa National Park, Carr Foundation

Ms. Anabela Rodrigues, Country Director, World Wide Fund for Nature (WWF) Academia

Ms. Augusta Maita, Director-General, National Disasters Management Institute (INGC)

Mr. Bonifacio Antonio, Director of Coordination, National Disasters Management Institute (INGC)

Ms. Ana Cristina, INGC

Mr. Cesar Tembe, INGC

Ms. Marta Manjate, DARIDAS, INGC

Ms. Rita Almeida, Planning INGC

Caniçado, Bairro IV – Local Committee for Disaster Risk Management

Ms. Anatórcia Ngovene, Coordinator

Mr. Bonifácio Tivane, Deputy Coordinator

Ms. Rameca Manhice, Kit Responsible

Ms. Felista Macamo, Listen to Radio

Ms. Rosa Sitoé, Listen to Radio

Ms. Piedade Zita, Early Warning

Ms. Almina Mabunda, Early Warning

Ms. Joana Tembe, Evacuation

Ms. Constância Cune, Evacuation

Ms. Esmeralda Sigaúque, Evacuation

Ms. Hortência Zita, Shelter

Ms. Lurdes Mirrine, Shelter

Ms. Artimiza Muchanga, Shelter

Ms. Ripa Amice, Search and Rescue

Ms. Raquelina Ubisse, Search and Rescue

Ms. Teresa Chongo, Search and Rescue

Ms. Argentina Biza, ADAN

Ms. Éster Chaúque, ADAN

BAIRRO DE TOMANINE I, II- Local Committee for Disaster Risk Management

Mr. Reis Albero Chongo, Coordinator

Ms. Juvência Mabunda, Deputy Coordinator

Mr. Virgílio Acácio Jive, Kit Responsible

Mr. Artur Francisco Chongo, Listen to Radio

Ms. Milagrosa Ndlheane, Listen to Radio

Mr. Carlitos Sigaúque, Early Warning

Ms. Angélica Mutezane, Early Warning

Mr. Williamo Ngovene, Early Warning

Ms. Domingas Mabunda, Evacuation

Ms. Lina Samuel Mapsanganha, Evacuation

Ms. Marlusha Bendzane, Evacuation

Ms. Cecília Muzhangana, Shelter

Ms. Zaida Macie, Shelter

Ms. Joannis Mabunda, Search and Rescue

Mr. Júlio Muxlhanga, Search and Rescue

Ms. Gina Chiodze, Search and Rescue

Ms. Azélia Sebastião, ADAN

Mr. Felipe Nhabanga, ADAN

ANNEX 6. DOCUMENTS CONSULTED

Bugnion, C., and Baumgart dos Santos, M. (2017). Evaluation of UNDP Mozambique support to UNDAF 2012-2016 OUTCOME 6: Strengthened democratic governance systems and processes guarantee equity, rule of law and respect of human rights at all levels, UNDP Mozambique

Bujan, J. A. C., and Macandza, V. (2017). Sustainable Financing of the Protected Area System in Mozambique, Terminal Evaluation Report, UNDP Mozambique

Centro de Formacao Juridica e Judiciaria (2017). O Funcionamento dos Tribunais Comunitários e sua Interacção com os Palácios de Justiça

DeFaria, Carl and Maxaia, Salomao (2017). Final Evaluation of the Project on Strengthening Access to Justice, Rule of Law and Human Rights Protection in Mozambique, UNDP and Ministry of Justice of Mozambique

Diogo Domingos (2016). Análise de Viabilidade dos Indicadores dos Objectivos de Desenvolvimento Sustentável em Moçambique, UNFPA, Maputo, Moçambique.

Fote, I. J., and Salencia, C. (2018). Mapping the Capacity of Mozambique to report on Sustainable Development Goals, Food and Agriculture of the United Nations (FAO), Mozambique

Global Staff Survey (GSS) Mozambique (2014)

Global Staff Survey (GSS) Mozambique (2016)

Global Staff Survey (GSS) Mozambique (2018)

Governo de Moçambique (2017). Plano de Acção do Mecanismo de Revisao Periodica Universal II- PARPU II (2017-2020), Republica de Moçambique

Governo de Moçambique (2013). Agenda 2025 VISÃO E ESTRATÉGIAS DA NAÇÃO, Maputo, Republica de Moçambique

Governo de Moçambique (2017). Balanco do plano economico e social de 2016, Maputo, Republica de Moçambique

Governo de Moçambique (2015). Proposta Do Programa Quinquenal do Governo (PQG) 2015-2019, Maputo, Republica de Moçambique

Governo de Moçambique (2014). Estratégia Nacional De Desenvolvimento (2015-2035), Maputo, Republica de Mozambique

Governo de Moçambique (2011). PLANO DE ACÇÃO PARA REDUÇÃO DA POBREZA (PARP) 2011-2014, Maputo, República de Mozambique

Governo de Moçambique (2015). PROPOSTA DO PLANO ECONÓMICO E SOCIAL PARA 2016, Maputo, República de Mozambique

Governo de Moçambique (2017). PLANO DIRECTOR PARA A REDUÇÃO DO RISCO DE DESASTRES 2017-2030. Maputo, República de Moçambique. Available here :
<http://www.ingc.gov.mz/content/download/526/3047/version/1/file/Plano+Director+Para+Redu%C3%A7%C3%A3o+do+Risco+de+Desastres+2017-2030.pdf>

Huntley J. Brian (2015). Mid-Term Review-Sustainable Financing of the Protected Area System in Mozambique. UNDP Mozambique

INSTITUTO NACIONAL DE GESTÃO DE CALAMIDADES (2017). QUADRO DE INDICADORES DE REDUÇÃO DO RISCO DE DESASTRES, Maputo, Republica de Mozambique

KPMG (2015). Evaluation of UNDAF 2012-2016 – Final Report, United Nations Mozambique

KPMG (2016). Country Programme Final Evaluation Report, UNDP Mozambique

KPMG (2016). Evaluation of UNDP Support to UNDAF Outcome 3 – Final Report, UNDP Mozambique

Lunga Wilfred (2016). Final Evaluation of the Project Disaster Risk Resilient livelihoods recovery in Gaza Province, Mozambique, UNPD Mozambique

Ministerio da Justica, Assuntos Constitucionais e Religiosos (2017). Relatório de Estudo de Análise da Funcionalidade, Qualidade de Serviços e Grau de Satisfação dos Utentes dos Palácios da Justiça, Maputo, Republica de Moçambique

Ministério De Economia E Finanças (2016). POBREZA E BEM-ESTAR EM MOÇAMBIQUE: QUARTA AVALIAÇÃO NACIONAL (IOF 2014/15), Maputo, Republica de Moçambique

Ministry of Economy and Finance (2015). Booklet: Millennium Development Goals Indicators, Republic of Mozambique, Maputo, Mozambique.

MITADER (2015). Programa Nacional de Desenvolvimento Sustentável (PNDS) 2015-2019, Maputo, Republica de Moçambique

Mozambique Human Development Indicators Portal (consulted on 15 March 2019):
<http://hdr.undp.org/en/countries/profiles/MOZ>

Mozambique Corruption Rank data (consulted on 15 March 2019) :
<https://tradingeconomics.com/mozambique/corruption-rank>

Mozambique GDP per capita data (consulted on 15 March 2019):
<https://tradingeconomics.com/mozambique/gdp-per-capita>

Mozambique Unemployment Rate data (consulted on 15 March 2019):
<https://tradingeconomics.com/mozambique/unemployment-rate>

Mozambique Rule of law (consulted on 15 March 2019):
https://www.theglobaleconomy.com/Mozambique/wb_ruleoflaw/

Mozambique’s dramatic economic reversal (consulted on 15 March 2019):
<https://www.worldfinance.com/special-reports/the-mozambique-debt-crisis>

The Economist (2019). The retreat of global democracy stopped in 2018: Or has it just paused? Document online (consulted on 15 March 2019): <https://www.economist.com/graphic-detail/2019/01/08/the-retreat-of-global-democracy-stopped-in-2018>

UN (2012). United Nations Assistance Development Framework for Mozambique 2012-2015 Action Plan.

UN (2015). A Synthesis of UN Country Analyses and the Comparative Advantages of the UN in Mozambique.

UN (2017). United Nations Development Assistance Framework 2017-2020

UN Mozambique (2016). Delivery as one – United Nations Development Assistance Framework (UNDAF) 2012-2016, Annual Progress Report 2015

UN Mozambique (2017). Delivery as one – United Nations Development Assistance Framework (UNDAF) 2012-2016, Final Report

UN Mozambique (2017). UNDAF Annual Report

UNDP (2016). UNDP Thematic Trust Funds-Crisis Prevention and Recovery Democratic Governance Environment-Annual Report.

UNDG (2017). Mozambique UNGD Business Operations Strategy (2017-2020)

UNDP (2017). Funding Compendium 2017

UNDP (2017). Pager-Mozambique Half Year Socioeconomic Update.

UNDP (2017). Poverty Brief - Poverty Unwrapped to Leave No One Behind in Mozambique.

UNDP (2018). UNDP Mozambique Transformation Process: Issues to consider in the Strategic (Re)-positioning of the Country Office

UNDP (2018). Mozambique Human Development Report 2018- Leaving no one behind: An integrated approach to boost Human Development.

UNDP (2018). Mozambique declared “mine free”. Online (consulted on 15 March 2019): http://www.mz.undp.org/content/mozambique/en/home/ourwork/environmentandenergy/successstories/Mozambique_Declared_Mine_free.html

UNDP (2018). UNDP Mozambique Transformation Plan

UNDP-IEO (2015). Evaluation of the UNDP contribution to mine action.

UNDP-OAI (2015). Audit of UNDP Country Office in Mozambique.

UNDP Mozambique CPD 2012-2015.

UNDP Mozambique CPD 2017-2020.

UNDP Mozambique (2016) Results-Oriented Annual Report (ROAR).

UNDP Mozambique (2017) Results-Oriented Annual Report (ROAR).

UNDP Mozambique (2018) Results-Oriented Annual Report (ROAR).

UNDP Mozambique Communication Strategy and Work Plan (2017-2021)

UNDP Mozambique Partnership and resource mobilization strategy and action plan (2016-2020)

UNDP Mozambique (2019). Integrated Work Plan (IWP) 2019 – Risk Management Plan

UNDP Mozambique Personnel List by Gender and Grade (2018)

UNDP Mozambique Organigram, July 2017

UNDP Mozambique Organigram, 10 October 2018

UNDP Partnership Survey Mozambique (2015).

UNDP Partnership Survey Mozambique (2017).

UNDP Strategic Plan 2014-2017

UNDP Strategic plan 2018-2021

UNU-WIDER (2018). Survey of Mozambican manufacturing firms 2017. Available at:
<https://www.wider.unu.edu/sites/default/files/Publications/Report/PDF/Mozambique-SME-report-IIM2017-POR.pdf>

USAID (2012). Mozambique Climate Vulnerability Profile. October 2012. Available at:
https://www.climatelinks.org/sites/default/files/asset/document/mozambique_climate_vulnerability_profile_jan2013.pdf

Stratta, Nelson and Stella, Damiano (2017). Mozambique: Avaliação sobre Financiamento do Desenvolvimento (AFD), UNDP Mozambique

Vaislic, A., and Zaqueu, H. (2017). Mozambique climate change public expenditure and institutional overview (CPEIR). DFID project report. Maputo, Mozambique.

Winthrop, M., Kajumba, T., and Mclvor, S. (2018). Mozambique Country Climate Risk Assessment Report. Irish Aid, Resilience and Economic Inclusion Team, Policy Unit. Available at:
https://www.climatelearningplatform.org/sites/default/files/resources/mozambique_country_climate_risk_assessment_report_-_final.pdf

World Bank in Mozambique (consulted on 15 March 2019):
<https://www.worldbank.org/en/country/mozambique/overview>

ANNEX 7. SUMMARY OF CPD OUTCOME INDICATORS AND STATUS AS REPORTED BY THE COUNTRY OFFICE

Indicators	Baseline	Target	Status (Progress/Regression)	
			2017	2018
OUTCOME 65 - Poor people benefit equitably from sustainable economic transformation				
1. Growth elasticity of poverty index	2009: 0.47 Source: World Bank	By 2020: To be decided after Demographic and health Survey (DHS), 2016	Regression Data: 0.4 Comment: Year of latest data: 2015 UNDP calculations based on INE and MEF data for mean Income per Capita and Poverty.	Progress Data: 0.68 Comment: World Bank calculations for the period 2008/2009. Data as of 2014/2015. Source: http://documents.worldbank.org/curated/en/377881540320229995/pdf/131218-WP-P162550-PUBLIC-FRI-OCT-26-7AM-DC-DIGITAL-Mozambique-Poverty-Assessment-2018.pdf
2. Gini index	2008: 41.4 Source: Ministry of Economy and Finance (MEF)	By 2020: To be decided after Demographic and health Survey (DHS), 2016	Progress Data: 47 Comment: Year of latest data: 2015 IOF Report. Ministry of Economy and Finance.	No change Data: 47 Latest available remains the same as 2017.
3. Employment rate, disaggregated by sex	2015: 68.3% (F: 66.2%) Source: National Institute of Statistics (INE) annual statistics	By 2020: 70% (F:68%)	No change Data: 68.3% Comment: Year of latest data: 2015 No up to date data available.	No change Data: 68.3% Latest available remains the same as 2017.
OUTCOME 66 - Most vulnerable people in Mozambique benefit from inclusive, equitable and sustainable management of natural resources and the environment				
1. No. of hectares reforested	2014: 20,738 Source: MITADER Reports	By 2020: 48,000	Some progress Data: 25,773	Progress Data: 65000

			Comment: Data available for 2016 and 2017. MITADER Reports	Data available for 2016 and 2017. MITADER Reports. Methodology of data calculation might have changed since baseline was established.
2. Percentage of state budget spent on sustainable management of natural resources.	2015: 0.45% Source: Budget execution report	By 2020: 0.70%	Some progress Data: 0.458% Comment: Year of latest data: 2016 The data refers to percentage of budget spent on management of natural resources for 2016. Data for 2017 will only be released in March 2018. Source: Relatório de Execução do Orçamento do Estado 2016. Ministry of Economy and Finance.	Target reached Data: 1.3% Source: Relatório de Execução do Orçamento do Estado. Ministry of Economy and Finance
3. Hectares of land that are managed sustainably under an in-situ conservation regime	2013: 12,744,222 Source: Organic World Net/Forest Stewardship Council/Global Environment Facility	By 2020: 13,500,000	No change Data: 12,744,222 Comment: Year of latest data: 2013 No new data available as of January 2018.	Target reached Data: 18,570,000 Strategic Plan of the National Administration for Conservation Areas (2015-2024). Available at: http://www.anac.gov.mz/wp-content/uploads/2017/07/Plano-Estrategico-da-ANAC-2015-2024-1.pdf
OUTCOME 67 - Communities are more resilient to the impact of climate change and disasters				
1. Score on global climate risk index	2013: 21.67 Source: Global Climate Risk Index	By 2020: 20.9	Regression Data: 12.17 Comment: Year of latest data: 2015	Target reached Data: 28
2. No of disaster-affected people with acute food insecurity	2015: 10,045,000 Source: SETSAN Reports	By 2020: 2% annual reduction	Significant progress Data: 513,503 Comment: Source: SETSAN.	Significant progress Data: 814,567 Source: SETSAN.
3. No of deaths from natural hazards over a specified period.	2013: 121	By 2020: 0	Significant progress Data: 73	Target reached Data: 0

	Source: National Institute of Disaster Management (INGC) reports		Comment: Data refers to the number of deaths for the 2016-2017 rainy season.	Up to December 2018
OUTCOME 68 - All people benefit from democratic and transparent governance institutions and systems that ensure peace consolidation, human rights and equitable service delivery.				
1. Voter turnout in parliamentary elections	2014: 48,84% Source: National Elections Commission reports	By 2020: 58%	No change Data: 48.84% Comment: Year of latest data: 2014 No elections carried out since 2014.	Data not available Parliamentary elections will be held in 2019.
2. Open budget index value	2015: 38 Source: International Budget Partnership	By 2020: 45	No change Data: 38 Comment: Year of latest data: 2015 Data is not available on annual basis. Analysis shows that out of 8 key budget documents, 1 was published late and 1 was published only for internal use in 2015. In 2016, out of the same 8 documents, 1 was not produced while 1 was produced late hence showing a slight decrease in the transparency taking into account these parameters.	Progress Data: 41 latest data available as of 2017.
3. Overall ranking in the Mo Ibrahim African Governance index	2015: 52.3 Source: Mo Ibrahim Foundation	By 2020: 54	Regression Data: 52.2 Comment: data from Mo Ibrahim Foundation	Regression Data: 51 Data from Mo Ibrahim Foundation

Source: Data from Corporate Planning System