



IEO | INDEPENDENT
Evaluation Office
United Nations Development Programme

INDEPENDENT COUNTRY PROGRAMME REVIEW
VIET NAM
ANNEXES

Contents

ANNEX 1. TERMS OF REFERENCE	2
ANNEX 2. EVALUATION DESIGN MATRIX	14
ANNEX 3. COUNTRY AT A GLANCE	17
ANNEX 4. COUNTRY OFFICE AT A GLANCE	20
ANNEX 5. PROJECT LIST	27
ANNEX 6. PEOPLE CONSULTED	29
ANNEX 7. DOCUMENTS CONSULTED.....	42
ANNEX 8. STATUS OF COUNTRY PROGRAMME OUTCOME INDICATORS	51

ANNEX 1. TERMS OF REFERENCE

INTRODUCTION

The Independent Evaluation Office (IEO) of the United Nations Development Programme (UNDP) conducts independent country programme evaluations (ICPEs), previously called “Assessment of Development Results” (ADRs) to capture and demonstrate evaluative evidence of UNDP’s contributions to national development priorities, as well as the effectiveness of UNDP’s strategy in facilitating and leveraging national efforts for achieving development results. The purpose of an ICPE is to:

- Support the development of the next UNDP Country Programme Document
- Strengthen accountability of UNDP to national stakeholders
- Strengthen accountability of UNDP to the Executive Board

ICPEs are independent evaluations carried out within the overall provisions contained in the UNDP Evaluation Policy.¹ The IEO is independent of UNDP management and is headed by a Director who reports to the UNDP Executive Board. The responsibility of IEO is two-fold: (i) provide the Executive Board with valid and credible information from evaluations for corporate accountability, decision-making and improvement; and (ii) enhance the independence, credibility and utility of the evaluation function and its coherence, harmonization and alignment in support of United Nations reform and national ownership. Based on the principle of national ownership, IEO seeks to conduct ICPEs in collaboration with the national authorities where the country programme is implemented.

This is the third ICPE for Viet Nam and will be conducted in 2020 towards the end of the current UNDP programme cycle of 2017-2021, with a view to contributing to the preparation of UNDP’s new programme starting from 2021. The ICPE will be conducted in close collaboration with the Government of Viet Nam, and UNDP Regional Bureau for Asia and the Pacific.

NATIONAL CONTEXT

Viet Nam’s HDI value for 2018, is 0.693² which put the country in the medium human development category, positioning it at 118 out of 189 countries. It is a lower-middle-income country (MIC)³ with a GDP per capita reaching to US\$2,563⁴, from around \$100 in 1980.

Viet Nam has achieved significant achievements in economic growth. Following the reunification in 1975 and with the dramatic growth achieved through intensive political and free-market economic reforms launched in 1986 (Doi Moi), Viet Nam has transformed itself from one of the world’s poorest nations to one of the most dynamic emerging countries in the region, with more three decades of interrupted growth, making it one of the great economic success stories of the 21st century. The economy reached a peak of 7.1 percent in 2018 and expected to remain robust at around 6.5% in 2020 and 2021⁵. The steady and strong growth has been attributed to factor accumulation and underpinned by a rapidly expanding labor force and high investment rates.⁶

¹ <http://web.undp.org/evaluation/documents/evaluation-policy.pdf>.

² Human Development Indicators: <http://hdr.undp.org/en/countries/profiles/VNM>

³ MIC status achieved in 2010

⁴ World Bank data 2018

⁵ World Bank data

⁶ World Bank data

Poverty reduction and social development: It is noted, many important improvements such as the health insurance coverage is reaching more than 90%, adoption of multidimensional poverty (MDP) measurements, making Viet Nam one of the first pioneering countries in Asia and Pacific Region that adopted the MDP approach to achieve SDG1 “eliminate poverty in all its dimensions and everywhere”. The UNDP 2018 Report on Measurement and Uses of Multi-dimensional Poverty in Asia-Pacific Countries emphasized that “Unlike many other countries of the region, Viet Nam is most successful to use MDP as a tool for targeting, policy development and development monitoring. The Government of Viet Nam has extended the approach to identify poor at commune level”. There is however concerns that poverty gains are fragile, with a significant portion of the population vulnerable to falling back into poverty. Thus, the recently approved by the National Assembly Master Plan for socio-economic development of ethnic minority areas is an important change in realizing the commitment to leave no one behind. In addition, it is noted that Viet Nam has also approved the Master-plan on social assistance reform and Master Plan for Social Insurance Reform which laid out the key foundation for Viet Nam in developing an inclusive social protection system. *Viet Nam is experiencing rapid demographic change.* Viet Nam as a population of 95.5 million, on which 36 percent, live in urban areas⁷ and 33 percent between the age of 0-14. The population is expected to expand to 120 million around 2050⁸. Viet Nam is a diverse country with 54 ethnic groups. The Kinh majority group accounts for about 87 percent of the total population and mainly live in the Red River delta, the central coastal delta, the Mekong delta and major cities. The other 53 ethnic minority groups are scattered over mountain areas (covering two-thirds of the country’s territory) from the north to the south. Administratively, the country has 63 provinces, each governed by a People’s Council and a People’s Committee.

Development in the country is guided by the SEDP 2016-2020 which aspires to build an inclusive and sustainable development model, balancing economic, social and environmental imperatives so that all citizens benefit from development gains. The recent VNR reported that Viet Nam has achieved a number of SDG-related results.⁹

Disparities by ethnicity, gender and locality and unequal access to services. The poor nowadays is also specifically associated with ethnic minorities in mountainous area rather than urban migrants. About 6.6 million of the 9 million poor people are from ethnic minority heritage, although they only account for around 15 percent of the total population. Some ethnic minority groups even have poverty rate as high as 70-80 percent such as Hmong, Kho Mu, Xo Dang.¹⁰ Secondary enrolment rates are over 65 percent among the Kinh and Hoa, but fall to as little as 13.7 percent for ethnic minorities.¹¹ Research also shows that ethnic minority girls are substantially less likely than boys to continue to secondary school, college and university. The government has made a constitutional commitment to guarantee equality and non-discrimination for all citizens, yet evidence shows that discrimination remains a

⁷ Human Development Report 2019

⁸ World Bank data

⁹(1) A substantial reduction in the national multi-dimensional poverty rate from 9.9 per cent in 2015 to less than 7 per cent in 2017; (2) Health insurance coverage reaching 86.4 per cent in 2017; (3) A primary net enrolment rate of 99.0 per cent; (4) Women’s representation in the National Assembly in the 2016-2021 term reaching 26.7 per cent; (5) The proportion of households having access to safe water reaching 93.4 per cent in 2016; (6) Access to electricity by more than 99 per cent of Vietnamese households in 2016; (7) Internet use reaching 54.2 per cent; (8) Annual GDP growth rates at 6.7, 6.2, and 6.8 per cent for 2015, 2016, and 2017 respectively; (9) Improvements in the protection and management of the environment and natural resources and an increase in forest cover to 41.5 per cent in 2017; and (10) A reduction in inequality and an improvement in the promotion of access to justice and information.

¹⁰ UNDP Reducing rural poverty in Viet Na issues and policy challenges, 2019

¹¹ UNDP Viet Nam (2015). National Human Development Report.

challenge. Policies designed to reduce poverty among ethnic minorities in the poorest districts have been found to be limited in their effectiveness and efficiency¹², non-participatory, and not meeting the needs of these groups. By region, Mekong River Delta is still the region having the highest MPI, followed by the Northern Mountains and Uplands. Red River Delta has the lowest MPI.

Gender inequality. Viet Nam gender development index (GDI) value in 2018 was 1.003, placing it in the group of medium to high equality in HDI achievements between women and men. Viet Nam's gender inequality index (GII) value is 0.314 in 2018, ranking it 118 out of 189 countries. Women hold 27 percent of parliamentary seats, still low compared to the 33 percent target established by the National Gender Equality Strategy. 66 percent of adult women have reached at least a secondary level of education compared to 77 percent of their male counterparts. Female participation in the labour market is 72 percent compared to 82 for men. Gender disparity in income in the labour market has not been changing. Women participation in politics remains low and still lags far behind the set targets.

Institution accountability and access to justice. According to the Transparency International's 2018 Corruption Perception Index, Viet Nam ranked 117th out of 180 countries scoring 33/100.¹³ The 2018 PAPI report revealed that corruption was one of the top three issues of greatest concern for Vietnamese citizens. However, according to their perception and experience, the situation seems to have improved compared to previous years. In the same report, nearly 60% of citizens said that corruption at the commune level had decreased in the past three years, the proportion dropped to less than 50% when asked about corruption at the national level. The 2018 PAPI Report results show that citizens are more satisfied with the most basic public services and have more interaction with local officials. The report concluded that there is room for further reforms and better implementation of policy by local governments as they strive to be more open, transparent, accountable, and responsive, and to act with integrity. Mechanisms for citizens, especially disadvantaged groups such as ethnic minorities, persons with disabilities, and so on, to participate in policymaking, continue to remain weak. Access to justice also remains limited for these groups.

Income disparities have increased modestly, with 2016 GINI coefficient rising to 0.35 in 2016, compared to 0.34 in 2014¹⁴. Income shared by the richest 10% is at 27.1. Concerns over inequality have arisen despite Vietnam's record of inclusive growth. The concerns in part reflect the substantial differences in economic conditions by geography and ethnic group. They also reflect the gap between the very wealthy and most Vietnamese and the significant inequality of opportunity.¹⁵ Members of ethnic minority groups make up less than 15 percent of the country's population but account for 70 percent of the extreme poor.

*Viet Nam is one of the most affected countries by climate change*¹⁶. More notably, Mekong Delta is among the most vulnerable in the world to rising sea levels and drought, which devastate crop production. At the same time, saltwater intrusion in other parts of the country contaminated potable water, which continues to threaten widespread water insecurity. The recent Intergovernmental Panel on Climate Change (IPCC)¹⁷ noted that in Viet Nam, at least 50 million people would be exposed to impacts of rising sea levels and more powerful storms, among other dangers. Women's inequality

¹² Nguyen Tran Lam (2016). Social Change and Inequality in Vietnam. Paper presented at The Asian Development Bank Institute (ADBI) Workshop on Structural transformation and inclusive growth, Tokyo, Japan, 20–21 September 2016.

¹³ 0 is highly corrupt and 100 is very clean. <https://www.transparency.org/cpi2018>

¹⁴ World Bank data <https://data.worldbank.org/indicator/SI.POV.GINI?locations=VN>

¹⁵ World Bank: Inequality in Vietnam: A Special Focus of the Taking Stock Report July 2014

¹⁶ World Bank report

¹⁷ World Bank report

makes them particularly vulnerable to the hazards of climate change. Women's resilience is hampered by social, cultural, and political disadvantages. Other key environment challenges are related to the high environmental footprint of the country's growth, and effective mitigation and adaptation to climate change. Carbon emission has risen from 0.26 metric tons in 1990 to 2.0 metric tons in 2016¹⁸ with the future projection of increase up to 4 times¹⁹ in absolute total and making up 86 percent of total net-emissions in 2030. Increased GHG emissions will have negative impacts on the quality of life and achievements of SDGs.

UNDP PROGRAMME IN VIET NAM

The country programme is aligned with the Government's SEDP²⁰ 2016-2020 and contributes to the One United Nations Strategic Plan, 2017-2021. One United Nations Plan outcomes, UNDP programme outputs and indicative resources are summarized in the following table:

Table 1: One United Nations Plan outcomes, UNDP programme outputs and indicative resources (2017-2021)				
One United Nations Plan outcomes and UNDP country programme outputs		Planned resources (US\$ millions) (2017-2021)	Budget (US\$ million) 2017-2020	Expenditure (US\$ million) 2017-2020
Outcome 1: By 2021, all people benefit from inclusive and equitable social protection systems and poverty reduction services, which will reduce multidimensional poverty and vulnerabilities	1.1: National Targeted Programmes (NTPs) reduce entrenched and extreme poverty in ethnic minority and remote communities, especially among women 1.2: National and subnational systems, institutions and policies reduce multidimensional poverty, exclusion and inequality, particularly for urban settings 1.3: Social protection is progressively expanded based on a life-cycle approach and universal floor coverage.	Regular resources \$9,400,000 Other resources \$30,000,000	5,586,670	3,010,125
Total outcome 1		39,400,000	5,586,670	3,010,125

¹⁸ UNDP Human Development Indicators <http://hdr.undp.org/en/indicators/186606>

¹⁹ THE SECOND BIENNIAL UPDATED REPORT OF VIET NAM TO THE UNITED NATIONS FRAMEWORK CONVENTION ON CLIMATE CHANGE 2017 https://unfccc.int/sites/default/files/resource/97620135_Viet%20Nam-BUR2-1-Viet%20Nam%20-%20BUR2.pdf

²⁰ The Government of Viet Nam's 2016–2020 Socio-Economic Development Plan

<p>Outcome 2: By 2021, Viet Nam has accelerated its transition to low-carbon and green development, and enhanced its adaptation and resilience to climate change and natural disasters, with a focus on empowering the poor and vulnerable groups.</p>	<p>2.1: Reduced greenhouse gas emissions in key sectors and cities through low-emission and green development 2.2 Adaptation and resilience of vulnerable communities to climate change and disasters increased through UNDP-assisted scale up of community actions 2.3 Policies, systems and technologies in place to enable people to benefit from sustainable management of natural resources (forests, ecosystems), and reduced environmental and health risks</p>	<p>Regular resources \$5,560,000 Other resources \$65,000,000</p>	<p>61,965,010</p>	<p>44,091,086</p>
<p>Total outcome 2</p>		<p>70,560,000</p>	<p>61,965,010</p>	<p>44,091,086</p>
<p>Outcome 3: By 2021, participatory and transparent decision-making processes and accountable institutions are strengthened, with policies and implementation mechanisms that are responsive to all people, particularly vulnerable groups, women, youth and children.</p>	<p>3.1: Functions and capacity of the rule of law institutions supported, including to strengthen the protection of human rights and improve access to justice and redress 3.2: Increase in women's participation in decision-making and representation in leadership positions 3.3: Frameworks and dialogues processes strengthened for effective and transparent engagement of civil society in national development 3.4: Legal framework improved and accountability of institutions enhanced to address awareness,</p>	<p>Regular resources \$8,341,000 Other resources \$15,000,000</p>	<p>28,508,312</p>	<p>22,487,471</p>

	prevention and enforcement of anticorruption measures across sectors and stakeholders 3.5: National data collection, measurement and analytical systems in place to monitor progress on the SDGs and to inform plans, policies and budgets at national and subnational levels			
Total outcome 3		\$23,341,000	28,508,312	22,487,471
Grand total		\$132,000,000	96,059,993	69,588,682

Source: UNDP Viet Nam Country Programme Document 2017-2021 and Atlas extraction as of November 2020.

Main donors contributing to UNDP in the country are Green Climate Fund, Korean International Cooperation Agency, the EU, the UK, GEF, Australian DFAT, UK Space Agency, USAID, Government of Germany, etc.

UNDP Viet Nam operated under the One UN Initiative. Launched in early 2006, the One UN Initiative aimed to reduce duplication, improve coordination and make UN agencies work together more effectively and efficiently. The UN Country Team in Viet Nam works "as one" to support Viet Nam in its development efforts. The UN's support is outlined in the One Plan, the combined planning framework for all the UN organizations in Viet Nam, including UNDP. UNDP is also managing the building of a Green One UN House which houses all resident UN agencies in Viet Nam.

SCOPE OF THE EVALUATION

ICPEs are conducted in the penultimate year of the ongoing UNDP country programme in order to feed into the process of developing the new country programme. The ICPE will focus on the present programme cycle (2017 - 2020) while taking into account interventions which may have started in the previous programme cycle (2012-2016) but continued or concluded in the current programme cycle.

As a country-level evaluation of UNDP, the ICPE will focus on the formal UNDP country programme approved by the Executive Board but will also consider any changes from the initial CPD during the period under review. The scope of the ICPE will include the entirety of UNDPs activities in the country and will therefore cover interventions funded by all sources, including core UNDP resources, donor funds, government funds, etc. Efforts will also be made to capture the role and contribution of UNV, UNCDF through undertaking joint work with UNDP.

KEY EVALUATION QUESTIONS AND GUIDING PRINCIPLES

The evaluation methodology will adhere to the United Nations Evaluation Group (UNEG) Norms & Standards.²¹ The ICPE will address the following three main evaluation questions.²² These questions will also guide the presentation of the evaluation findings in the report.

1. What did the UNDP country programme intend to achieve during the period under review?
2. To what extent has the programme achieved (or is likely to achieve) its intended objectives?
3. What factors contributed to or hindered UNDP's performance and eventually, to the sustainability of results?

ICPEs are conducted at the outcome level. To address question 1, a Theory of Change (ToC) approach will be used in consultation with stakeholders, as appropriate, to better understand how and under what conditions UNDP's interventions are expected to lead to good governance, poverty reduction and sustainable human development in the country. Discussions of the ToC will focus on mapping the assumptions behind the programme's desired change(s) and the causal linkages between the intervention(s) and the intended country programme outcomes.

As part of this analysis, the progression of the programme over the review period will also be examined. In assessing the CPD's progression, UNDP's capacity to adapt to the changing context in Viet Nam and respond to national development needs and priorities will also be looked at.

The effectiveness of UNDP's country programme will be analyzed in response to evaluation question 2. This will include an assessment of the achieved results and the extent to which these results have contributed to the intended CPD objectives. In this process, both positive and negative, direct and indirect as well as unintended results will be identified.

To better understand UNDP's performance, the specific factors that influenced - positively or negatively - UNDP's performance and eventually, the sustainability of results in the country will be examined in response to evaluation question 3. They will be examined in alignment with the engagement principles, drivers of development and alignment parameters of the Strategic Plan²³, as well as the utilization of resources to deliver results and how managerial practices impacted achievement of programmatic goals. Special attention will be given to the integration of gender equality and women's empowerment in the design and implementation of the CPD.

Among the three key CPD Outcomes which will be reviewed as planned, to the extent possible, the evaluation team will assess UNDP efforts towards strengthening the environment for civic engagement and poverty reduction in Viet Nam.

APPROACH AND METHODOLOGY

Assessment of existing data and data collection constraints: The assessment indicates that there were 13 decentralized project evaluations and one UNDAF evaluation undertaken during the period from 2016 to the present. Eight of the decentralized evaluations were quality-assessed by IEO: one

<http://www.uneval.org/document/detail/1914>

²² The ICPEs have adopted a streamlined methodology, which differs from the previous ADRs that were structured according to the four standard OECD DAC criteria. More detailed sub-questions will be developed during the desk review phase of the evaluation.

²³ These principles include: national ownership and capacity; human rights-based approach; sustainable human development; gender equality and women's empowerment; voice and participation; South-South and triangular cooperation; active role as global citizens; and universality.

report was rated as satisfactory (rating of 5), six reports were rated as moderately satisfactory (rating of 4) and one report rated as moderately unsatisfactory (rating of 3). These evaluations will serve as important inputs into the ICPE. The majority of projects have project documents, and some annual progress reports are available. Overall, the programme has sufficient information to conduct the ICPE.

With respect to indicators, the CPD and CPAP list 5 indicators for the 3 outcome results, and 12 indicators to measure the 11 outputs, with baselines and targets. To the extent possible, the ICPE will seek to use these indicators to better understand the intention of the UNDP programme and to measure or assess progress towards the outcomes. The data sources of the indicators are not always clearly identified and, in many cases, the evaluation's ability to measure progress against these indicators will depend on national statistics.

It is also important to note that UNDP projects that contribute to different outcomes are at different stages of implementation, and therefore it may not always be possible to determine the projects' contribution to results. In cases where the projects/initiatives are still in their initial stages, the evaluation will document observable progress and seek to ascertain the possibility of achieving the outcome given the programme design and measures already put in place.

Data collection methods: The evaluation will use data from primary and secondary sources, including desk review of documentation and information and interviews with key informants, including beneficiaries, partners and managers. An advance questionnaire will be administered to the country office before the data collection mission in the country. A multi-stakeholder approach will be followed and interviews will include government representatives, civil-society organizations, private-sector representatives, UN agencies, multilateral organizations, bilateral donors, and beneficiaries of the programme. Focus group discussions will be used to consult some groups of beneficiaries as appropriate.

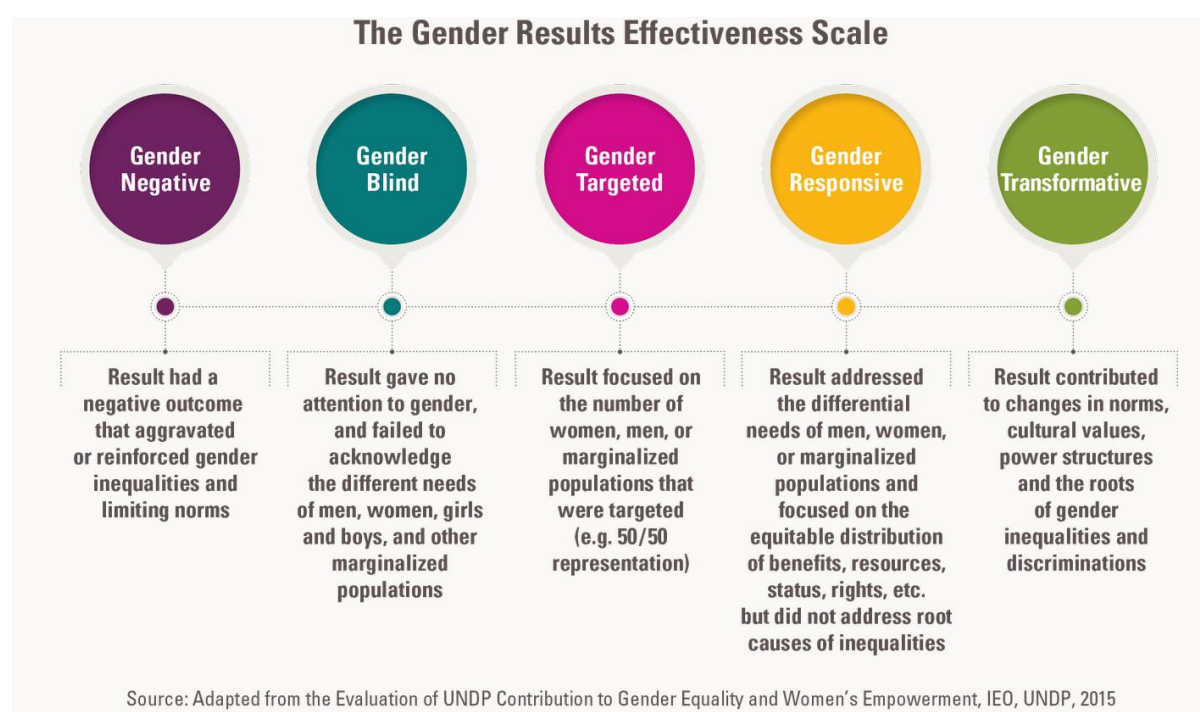
The evaluation team will also undertake field visits to selected project sites to observe the projects first-hand. It is expected that regions where UNDP has a concentration of field projects (in more than one outcome area), as well as those where critical projects are being implemented will be considered. The ICPE will cover all outcome areas. The coverage will include a sample, as relevant, of both successful projects and projects reporting difficulties where lessons can be learned, both larger and smaller pilot projects, as well as both completed and active projects.

The evaluation team will undertake an extensive review of documents. IEO and the country office will identify an initial list of background and programme-related documents which will be posted on an ICPE SharePoint website. The document review will include, among others: background documents on the national context, documents prepared by international partners during the period under review and documents prepared by UN system agencies; programme plans and frameworks; progress reports; monitoring self-assessments such as the yearly UNDP Results Oriented Annual Reports; and evaluations conducted by the country office and partners.

In line with UNDP's gender mainstreaming strategy, the ICPE will examine the level of gender mainstreaming across all of UNDP Viet Nam programmes and operations. Gender disaggregated data will be collected, where available, and assessed against its programme outcomes.

Special attention will be given to integrate a gender-responsive evaluation approach to data collection methods. To assess gender, the evaluation will consider the gender marker²⁴ in the portfolio analyses by outcome area and the gender results effectiveness scale (GRES) when assessing results. The GRES classifies gender results into five categories: gender negative, gender blind, gender targeted, gender responsive, gender transformative (see figure below). In addition, gender-related questions will be incorporated in the data collection methods and tools, such as the pre-mission questionnaire and interview questionnaire, and reporting.

Figure 1. Gender Results Effectiveness Scale



Validation: The evaluation will use triangulation of information collected from different sources and/or by different methods to enhance the validity of findings.

Stakeholder involvement: A participatory and transparent process will be followed to engage with multiple stakeholders at all stages of the evaluation process. During the initial phase a stakeholder analysis will be conducted to identify all relevant UNDP partners, including those that may have not worked with UNDP but play a key role in the outcomes to which UNDP contributes. This stakeholder analysis will serve to identify key informants for interviews during the main data collection phase of the evaluation, and to examine any potential partnerships that could further improve UNDP's contribution to the country.

MANAGEMENT ARRANGEMENTS

Independent Evaluation Office of UNDP: The UNDP IEO will conduct the ICPE in consultation with the UNDP Viet Nam Country Office, the Regional Bureau for Asia and the Pacific and the Government of

²⁴ A corporate tool to sensitize programme managers in advancing GEWE by assigning ratings to projects during their design phase to indicate the level of expected contribution to GEWE. It can also be used to track planned programme expenditures on GEWE (not actual expenditures).

Viet Nam. IEO Lead Evaluator will lead the evaluation and coordinate the evaluation team. IEO will meet all costs directly related to the conduct of the ICPE.

UNDP Country Office in Viet Nam: The country office will support the evaluation team to liaise with key partners and other stakeholders and ensure that all necessary information regarding UNDP's programmes, projects and activities in the country is available to the team and provide factual verifications of the draft report on a timely basis. The country office will provide the evaluation team in-kind organizational support (e.g. arranging meetings with project staff, stakeholders, beneficiaries; assistance for project site visits). To ensure the independence of the views expressed, country office staff will not participate in interviews and meetings with stakeholders held for data collection purposes. The country office will jointly organize the final stakeholder meeting, ensuring participation of key government counterparts, through a video conference with the IEO, where findings and results of the evaluation will be presented. Additionally, the country office will support the use and dissemination of the final outputs of the ICPE process.

UNDP Regional Bureau for Asia and the Pacific (RBAP): RBAP will support the evaluation through information sharing and will also participate in discussions on emerging conclusions and recommendations.

Evaluation Team: The IEO will constitute an evaluation team to undertake the ICPE. The IEO will ensure gender balance in the team which will include the following members:

- Lead Evaluator (LE): IEO staff member with overall responsibility for managing the ICPE, including preparing for and designing the evaluation as well as selecting the evaluation team and providing methodological guidance. The LE will be responsible for the synthesis process and the preparation of the draft and final evaluation reports. The LE will be backstopped by another evaluator also from the IEO.
- Associate Lead Evaluator (ALE): The ALE will support the LE in the preparation and design of the evaluation, including background research and documentation, the selection of the evaluation team, and the synthesis process. The ALE will review the draft report and support the LE in other aspects of the ICPE process as may be required.
- Consultants: 3 consultants (2 international and one national) will be recruited and will be responsible for the outcome areas. Under the guidance of LE, they will conduct preliminary research and data collection activities, prepare outcome analysis papers, and contribute to the preparation of the final ICPE report.
- Research Analyst: An IEO research analyst will provide background research and will support the portfolio analysis.

EVALUATION PROCESS

The evaluation will be conducted according to the approved IEO process. The following represents a summary of the five key phases of the process, which constitute the framework for conducting the evaluation.

Phase 1: Preparatory work. The IEO prepares the ToR and the evaluation design, including an overall evaluation matrix. Once the TOR is approved, additional evaluation team members, comprising international and/or national development professionals will be recruited. The IEO starts collecting data and documentation internally first and then filling data gaps with help from the UNDP country office.

Phase 2: Desk analysis. Evaluation team members will conduct desk review of reference material, and identify specific evaluation questions, and issues. Further in-depth data collection will be conducted, by administering an advance questionnaire and interviews (via phone, Skype, etc.) with key stakeholders, including country office staff. Based on this, detailed evaluation questions, gaps and issues that require validation during the field-based phase of the data collection will be identified.

Phase 3: Field-based data collection. During this phase, the evaluation team undertakes a mission to the country to engage in data collection activities. The estimated duration of the mission is around 3 weeks. The evaluation team will liaise with CO staff and management, key government stakeholders and other partners and beneficiaries. At the end of the mission, the evaluation team will hold a debrief presentation of the key preliminary findings at the country office.

Phase 4: Analysis, report writing, quality review and debrief. Based on the analysis of data collected and triangulated, the LE will undertake a synthesis process to write the ICPE report. The draft will first be subject to peer review by IEO and its Evaluation Advisory Panel. Once the draft is quality cleared, it will be circulated to the country office and the UNDP Regional Bureau for Asia and the Pacific for factual corrections. The second draft, which takes into account any factual corrections, will be shared with national stakeholders for further comments. Any necessary additional corrections will be made and the UNDP Viet Nam country office will prepare the management response to the ICPE, under the overall oversight of the regional bureau.

The report will then be shared at a final debriefing where the results of the evaluation are presented to key national stakeholders. The way forward will be discussed with a view to creating greater ownership by national stakeholders with respect to the recommendations as well as to strengthening accountability of UNDP to national stakeholders. Taking into account the discussion at the stakeholder event, the evaluation report will be finalized and published.

Phase 5: Publication and dissemination. The ICPE report will be written in English. It will follow the standard IEO publication guidelines. The ICPE report will be widely distributed in both hard and electronic versions. The evaluation report will be made available to UNDP Executive Board by the time of approving a new Country Programme Document. It will be widely distributed by the IEO within UNDP as well as to the evaluation units of other international organisations, evaluation societies/networks and research institutions in the region. The Viet Nam country office and the Government of Viet Nam will disseminate to stakeholders in the country. The report and the management response will be published on the UNDP website²⁵ as well as in the Evaluation Resource Centre. The Regional Bureau for Asia and the Pacific will be responsible for monitoring and overseeing the implementation of follow-up actions in the Evaluation Resource Centre.²⁶

TIMEFRAME FOR THE ICPE PROCESS

The timeframe and responsibilities for the evaluation process are tentatively²⁷ as follows in Table 2:

Table 2: Tentative timeframe for the ICPE process going to the Board in September 2021		
Activity	Responsible party	Proposed timeframe
Phase 1: Preparatory work		
TOR completed and approved by IEO Director	LE	January 2020

²⁵ web.undp.org/evaluation

²⁶ erc.undp.org

²⁷ The timeframe, indicative of process and deadlines, does not imply full-time engagement of evaluation team during the period.

Selection of consultant team members	LE	February 2020
Phase 2: Desk analysis		
Preliminary desk review of reference material	Evaluation team	May-June 2020
Advance questionnaires to the CO	LE/ALE/CO	Feb-April 2020
Pre-mission country analysis paper	Consultants	June 2020
Phase 3: Field-based data collection		
Mission to Viet Nam	LE/ALE/Consultants	September 2020
Phase 4: Analysis, report writing, quality review and debrief		
Analysis of data and submission of final Outcome Analysis Papers	Consultants	Sep-Oct 2020
Synthesis and report writing	LE/ALE/Consultants	Oct-Nov 2020
Zero draft for internal IOE clearance/IEAP comments	LE/ALE	November 2020
First draft to CO/RBAP for comments	LE/CO/RBAP	December 2020
Second draft shared with the government and national stakeholders	LE/CO/GOV	Dec 2020- Jan 2021
Draft management response	CO	Jan 2021
Stakeholder workshop via videoconference	IEO/CO/RBAP	Jan-Feb 2021
Phase 5: Publication and dissemination		
Editing and formatting	IEO	Feb 2021
Final report and evaluation brief	IEO	Feb 2021
Dissemination of the final report	IEO	Mar 2021

ANNEX 2. EVALUATION DESIGN MATRIX

Evaluation Questions	Sub-questions	Data/Info to be collected	Data collection methods and tools (e.g.)	Data analysis (e.g.)
EQ 1. What did the UNDP country programme intend to achieve during the period under review?	1.1 What are UNDP's outcomes as defined in the CPD?	<p>UNDP's specific areas of work and approaches for contribution under CPD/UNDAF outcomes</p> <p>UNDP's interventions strategy, e.g. theory of change that maps an expected pathway of change, logic and assumptions; including plans detailing required financial resources and capacity for programme implementation (and evidence of their provision)</p> <p>Evidence of design tailored to meeting development challenges and emerging needs of the country</p> <p>Evidence of design <i>based on a clear and comprehensive risks analysis</i></p>	<p>Desk/literature review of relevant documents (including problem analysis conducted by the CO)</p> <p>Semi-structured interviews/ group discussions with relevant stakeholders conducted remotely</p> <p>CO Questionnaire Survey</p>	<p>Map a theory of change to identify the logic, sequence of events and assumptions behind the proposed programme</p> <p>Problem/risk analysis of underlying development challenges</p> <p>Stakeholders analysis</p> <p>SMART analysis of CPD indicators</p> <p>Triangulate data collected from various sources and means (e.g. cross check interview data with desk review to validate or refute TOC).</p>
	1.2 If there have been any changes to the programme design and implementation from the initial CPD, what were they, and why were the changes made?	Evidence of existence and application of relevant measures to respond to the changes put and their coordination/consistency across the implemented activities.		
EQ 2. To what extent has the programme achieved (or is likely to achieve) its intended objectives?	2.1 To what extent and with which results did UNDP achieve its specific objectives (CP outputs) as defined in the CPD and	Progress towards achievement of intended objectives per sector (including a list of indicators chosen for the CPD and those used for corporate reporting, baselines, targets; and status)	<p>Desk/literature review of relevant documents</p> <p>Assessment of ROARs, GRES as well as indicators status to assess progress and trends</p>	<p>Contribution analysis against TOC assumptions</p> <p>Counterfactual analysis to check whether results could have been delivered without UNDP</p>

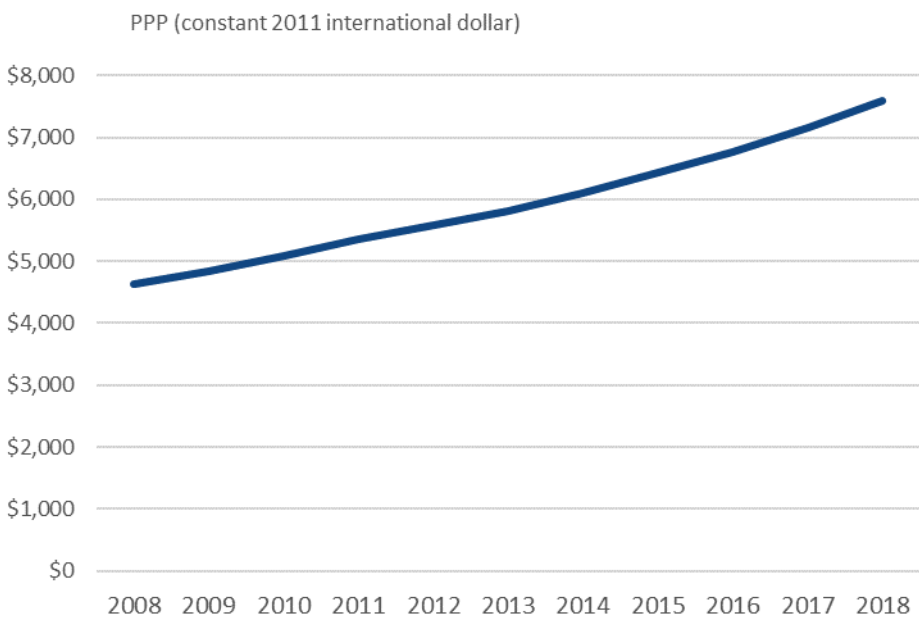
	other strategies (if different)?	Evidence of achievement of results within the governance - poverty-environment/energy-climate nexus	Project QA data extraction	Analysis of evaluations and audits;
	2.2 To what extent did the achieved results contribute to the outcome?	Clear linkages between UNDP's specific interventions and UNDAF-defined outcome level changes Evidence of contribution to GEWE Evidence of contributions to the SDGs	Semi-structured interviews/group discussions with relevant stakeholders conducted remotely CO Questionnaire Survey	Summary of outcome indicator and status Analysis of corporate surveys Trend analysis of ROARs & GRES Triangulate data collected from various sources and means.
EQ 3. What factors contributed to or hindered UNDP's performance and eventually, to the sustainability of results?	3.1 What programme design and implementation-related factors have contributed to or hindered results?	Key factors affecting the results (Typology of key factors to be created, e.g.): • Degree of alignment with national priorities • Programme focus/design and implementation approach (e.g. mix of interventions, up/downstream, short/long-term, appropriateness of indicators) • Business environment to promote GEWE • Use of partnerships (incl. UNV/UNCDF, PUNS, IFI, CSO, Private sector, think tanks) • Innovation and knowledge management • Use of SSC to enhance results • Measures to ensure efficient use of resources • M&E capacity • 'Social & Environment Standards' (incl human rights, environment sustainability) • Project delivery modality (NIM/DIM)	Project QA data extraction Semi-structured interviews/group discussions with relevant stakeholders (conducted remotely)- focus on validating or refuting lines of inquiry and collecting perceptions and observations on the "why" and factors that influence or impede effectiveness; Tabulation of corporate surveys data CO Questionnaire Survey	Completion of a template of 'factors' with analysis of 'strength of influence (extent the factors affect UNDP's ability to achieve its objectives)' Contribution analysis against TOC assumptions; Counterfactual analysis to check whether results could have been delivered without UNDP Analysis of evaluations and audits; Analysis of corporate surveys Trend analysis of ROARs & GRES Cross-check interview data with desk review to validate or refute lines of inquiry – highlighting data on the "why" and factors that influence or impede effectiveness; (check for unintended outcomes); Triangulate data from desk review and interviews with survey to close gaps and findings
	3.2 How have the key principles of the Strategic Plan been applied to the country programme design ²⁸			

²⁸ As the CPDs under review may be based on the previous Strategic Plan (2014-2017), we should select a set of key principles reflected in both old and new Strategic Plan for our purpose, to examine how they have been reflected in programme design and used to enhance the results). For example, in the new Strategic Plan 2018-2021, the key issues include: (1) 'Working in partnership': i) Within UN System; and ii) Outside UNS (South-South; civil society; private sector; and IFIs); (2) 'Helping to achieve the 2030 Agenda'; (3) '6 Signature Solutions': i) Keeping people out of poverty; ii) Strengthen effective, accountable, inclusive governance; iii) enhance prevention and recovery for resilient society; iv) promote nature-based solutions for sustainable plant; v) close the energy gap; and vi) strengthen gender equality; (4) 'Improved business models (Performance; and Innovation)

	<p>3.3 What mechanisms were put in place at the design and implementation stage to ensure the sustainability of results, given the identifiable risks?</p>	<ul style="list-style-type: none"> • Level of capacity of partner institutions/organisations/beneficiaries • Supported government policies and mechanisms encourage continuation • Government mechanisms and budgets in place for managing, operating and maintaining set of supported institutional measures • Evidence of appropriate sustainable results at project level with typology of “lessons learnt” and “best practices” • Evidence of further funding and implementation of activities following up on results achieved with support of UNDP 		
--	--	---	--	--

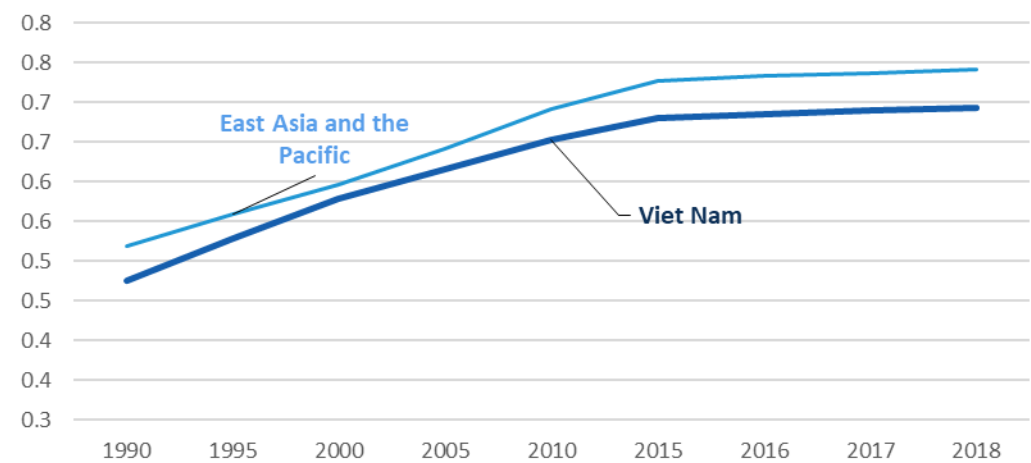
ANNEX 3. COUNTRY AT A GLANCE

Figure1-GDP per capita



Source: World Bank (2020)

Figure2 -Human Development Index Trends



Source: Human Development Report Office (2020)

Figure 3-Net ODA received

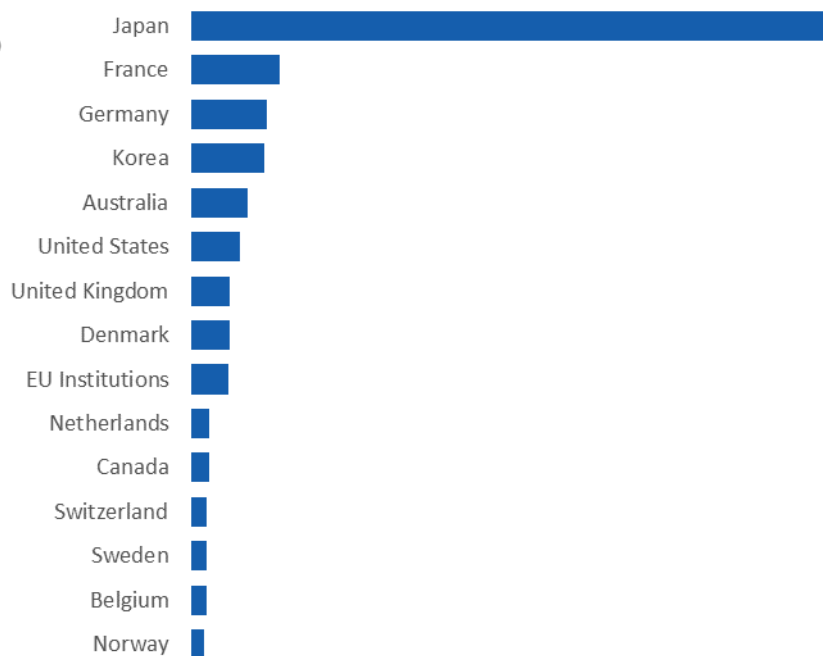
Current Prices USD in millions



Source: OECD, QWIDS (2020)

Figure 4 -Official Development Assistance Disbursements (2001-2017)

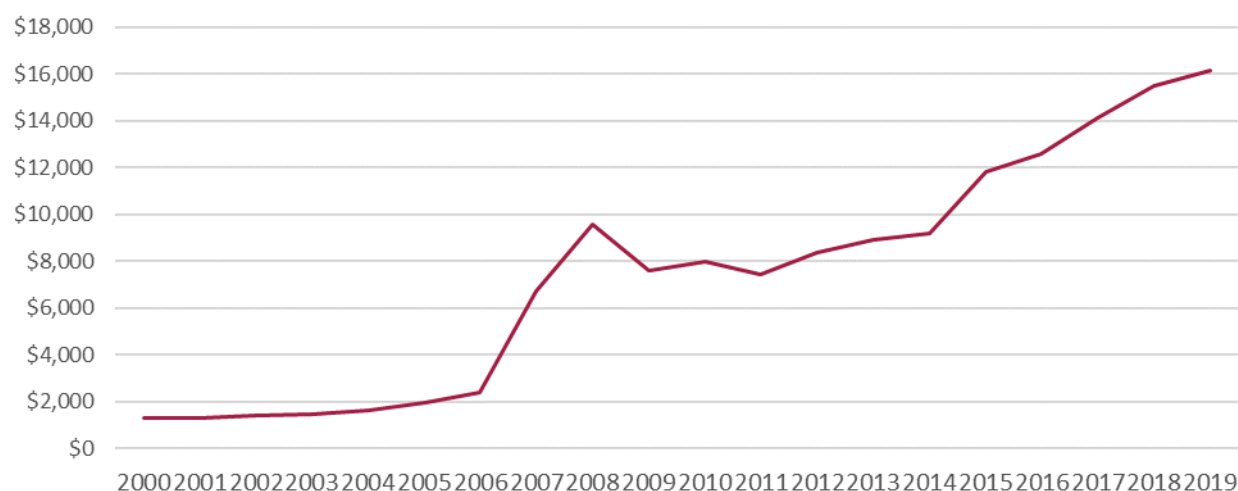
Millions USD



Source: OECD, QWIDS (2020)

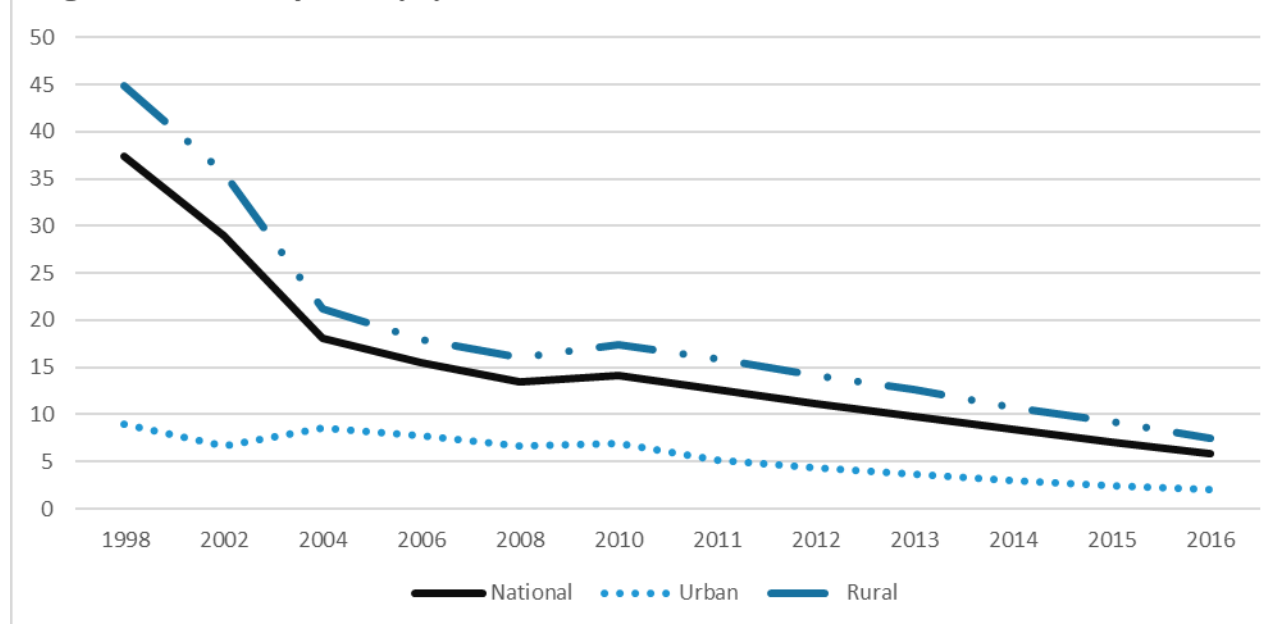
Figure 5 - Foreign Direct Investment

net inflows, Millions (current US\$)



Source: World-Bank (2020)

Figure 6 - Poverty rate (%)

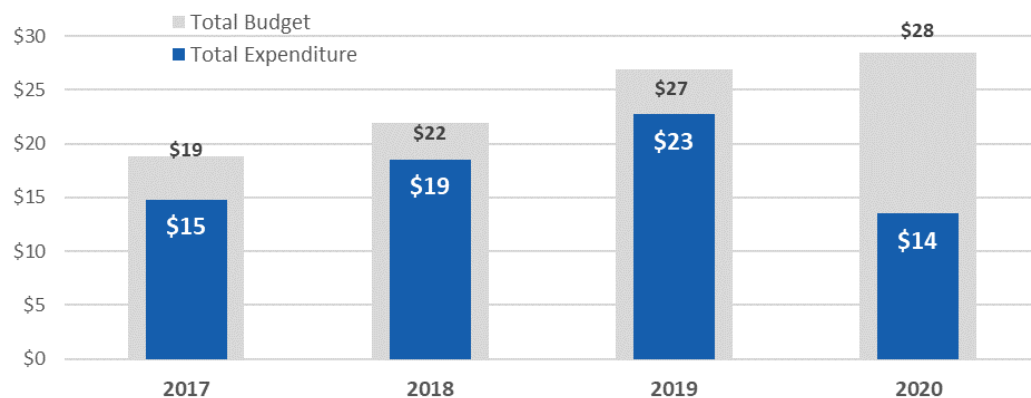


Source: General Statistics Office of Viet-Nam (2020)

ANNEX 4. COUNTRY OFFICE AT A GLANCE

Figure 1 -Evolution of Programme Budget & Expenditure

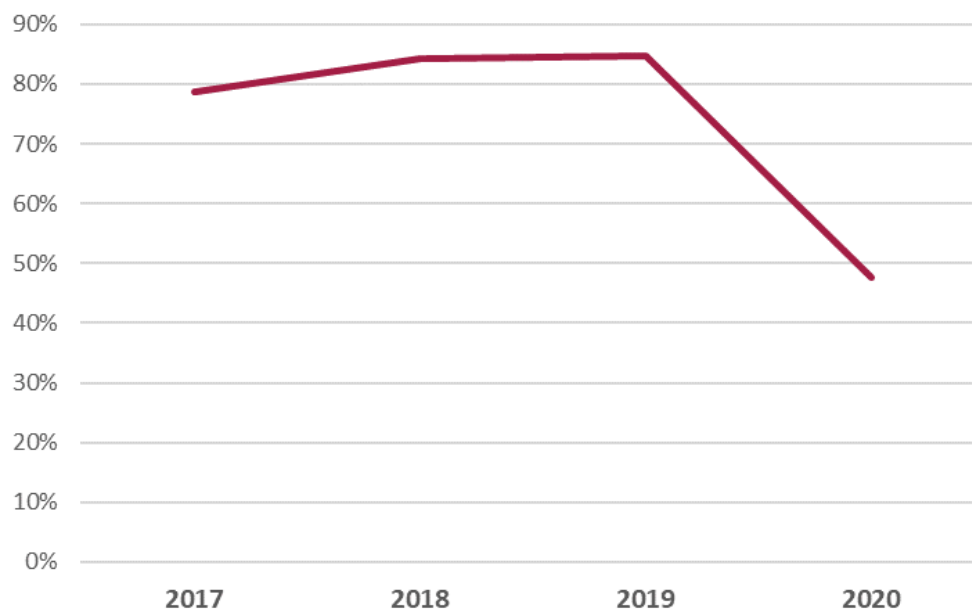
Millions



Source: Atlas Project data, Power Bi, November 2020.

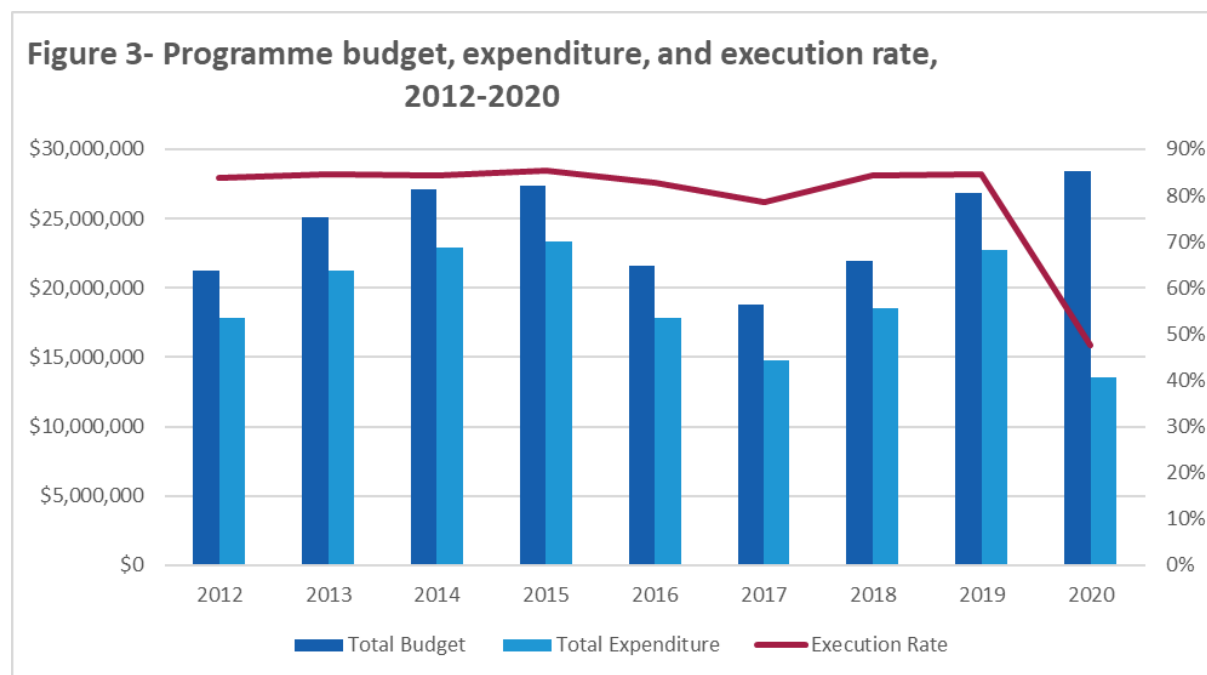
Note: Does not include commitments.

Figure 2 -Execution Rate by Year



Source: Atlas Project data, Power Bi, November 2020.

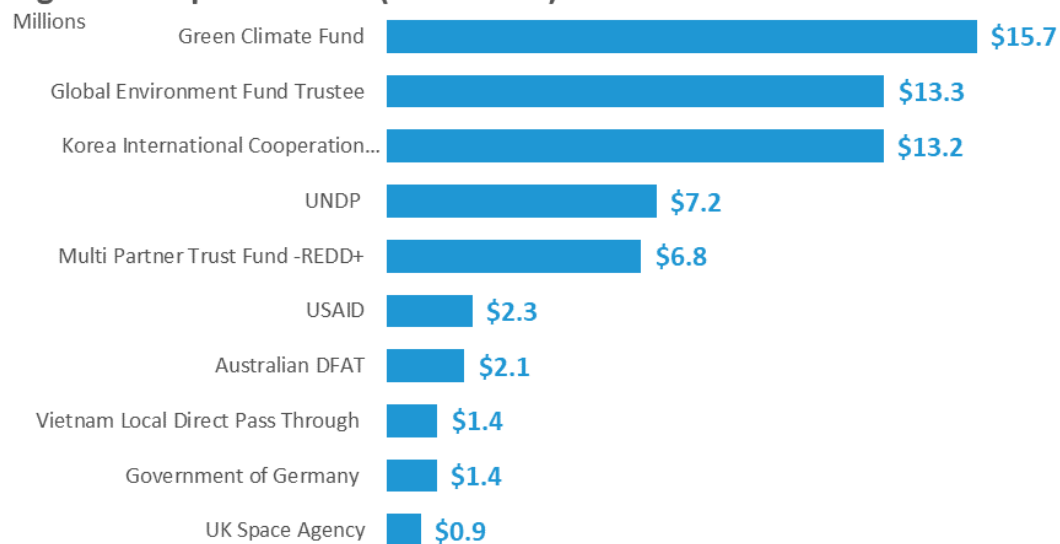
Note: Does not include commitments.



Source: Atlas Project data, Power Bi, November 2020.

Note: Does not include commitments.

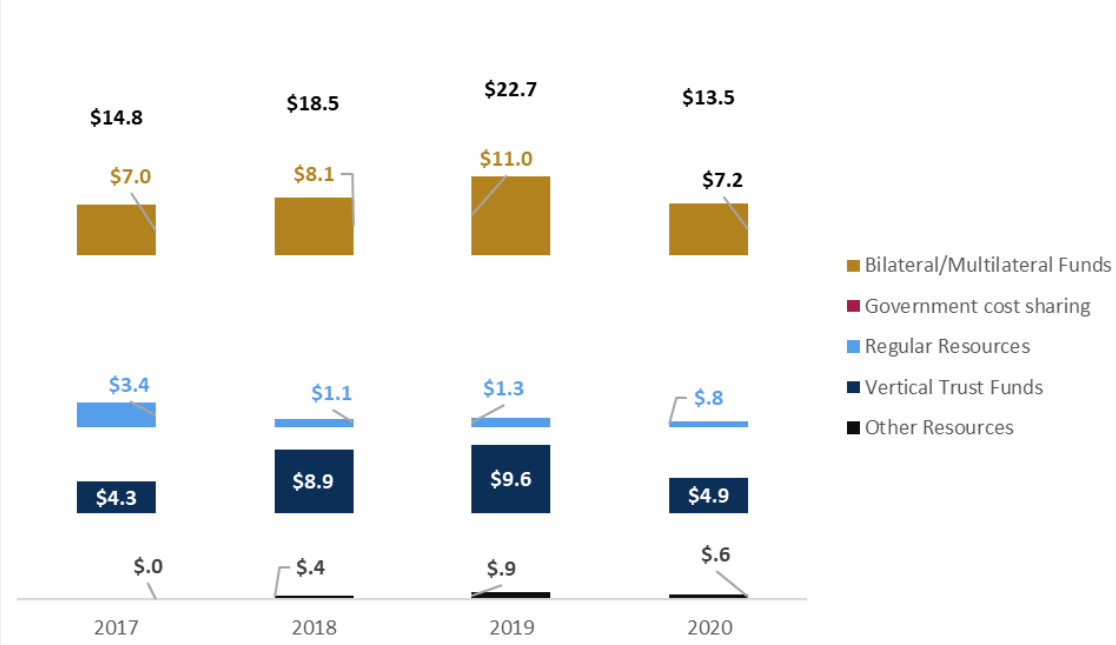
Figure 4 - Top 10 Donors (2017-2020)



Source: Atlas Project data, Power Bi, November 2020.

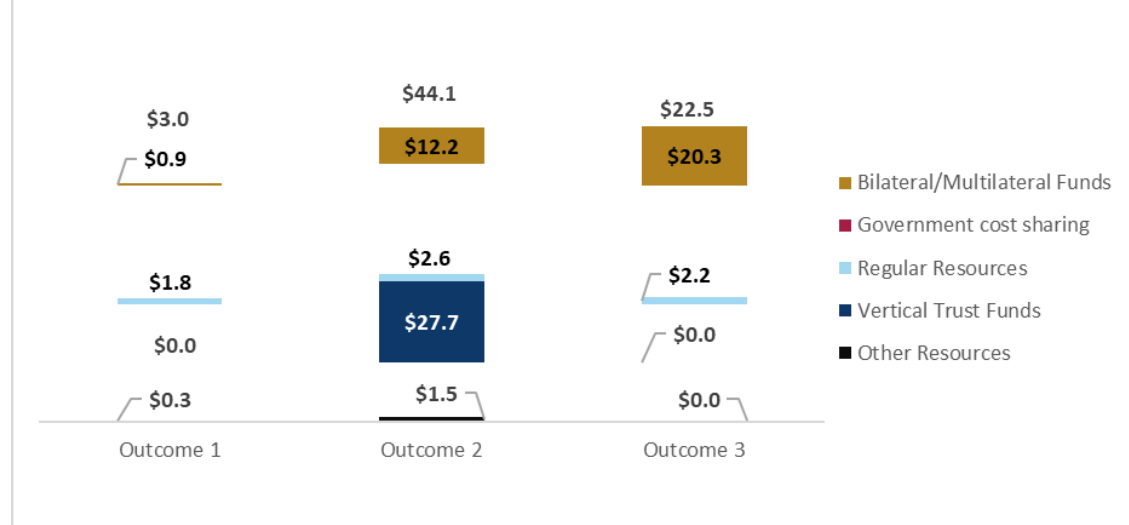
Note: Data is based on country programme expenditures by key contributors between 2017-2020. Does not include commitments/ in-principle donor agreements.

Figure 5 - Total Expenditure by Fund Category and Year
Millions



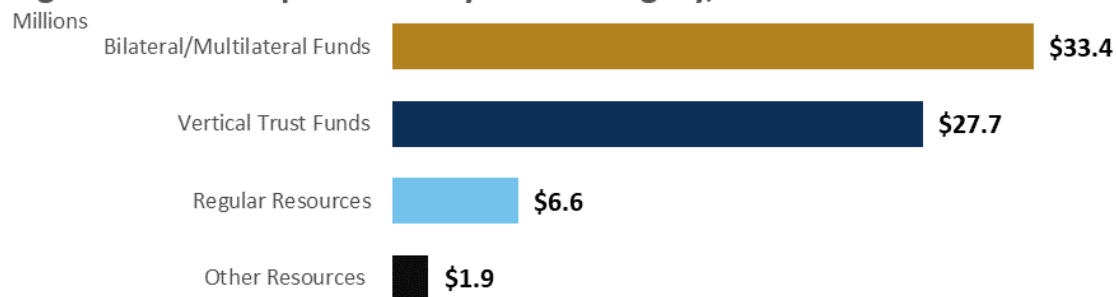
Source: Atlas Project data, Power Bi, November 2020

Figure 6 -Total expenditure by Fund Category and CP outcome
Millions

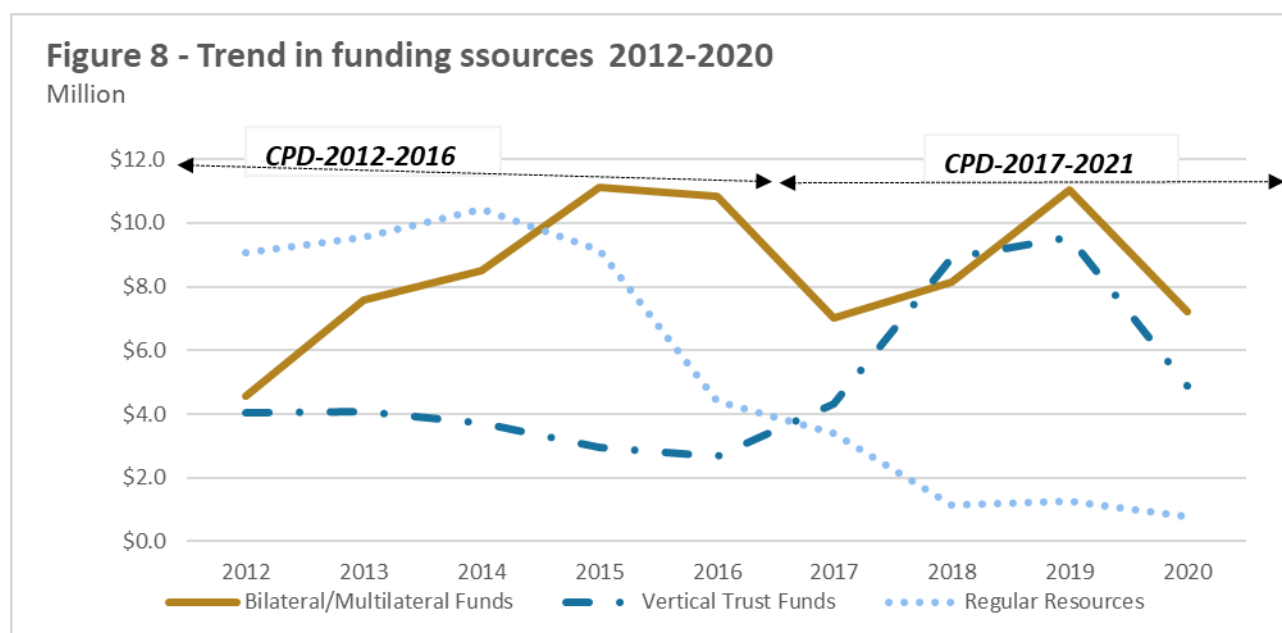


Source: Atlas Project data, Power Bi, November 2020

Figure 7 - Total Expenditure by Fund Category, 2017-2020

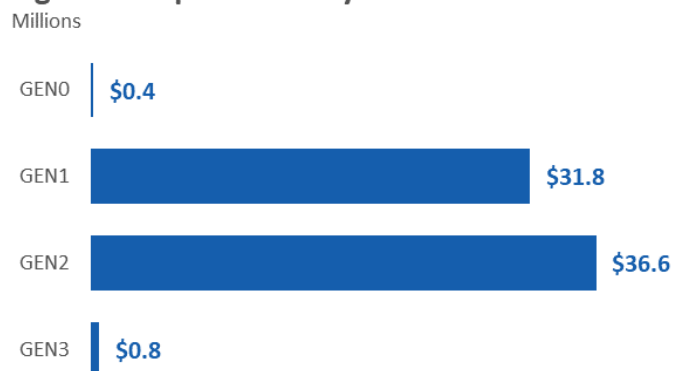


Source: Atlas Project data, Power Bi, November 2020



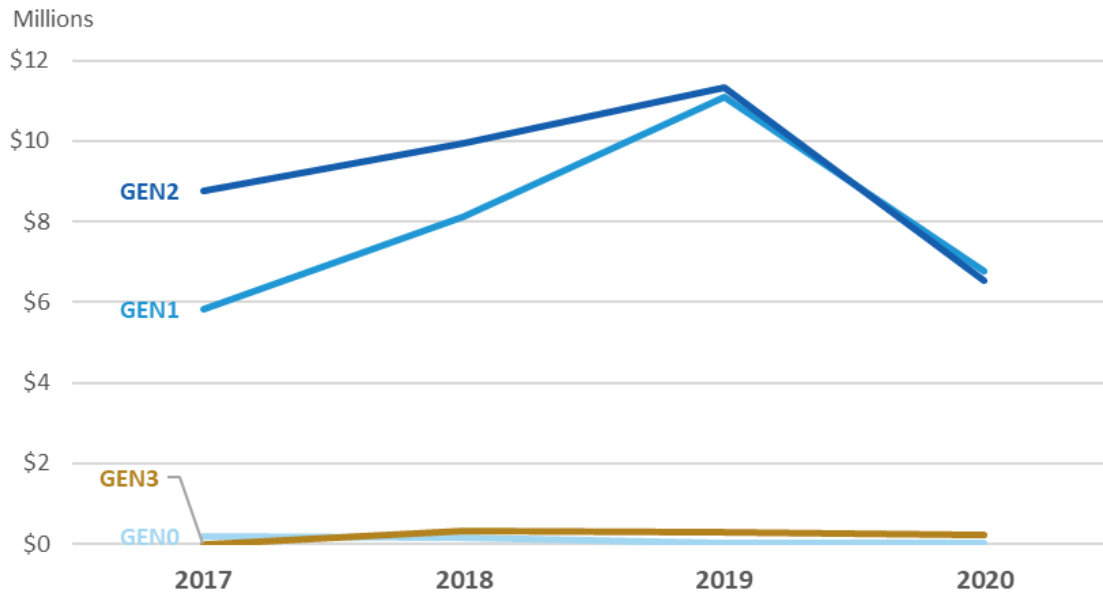
Source: Atlas Project data, Power Bi, November 2020

Figure 9 -Expenditure by Gender Marker



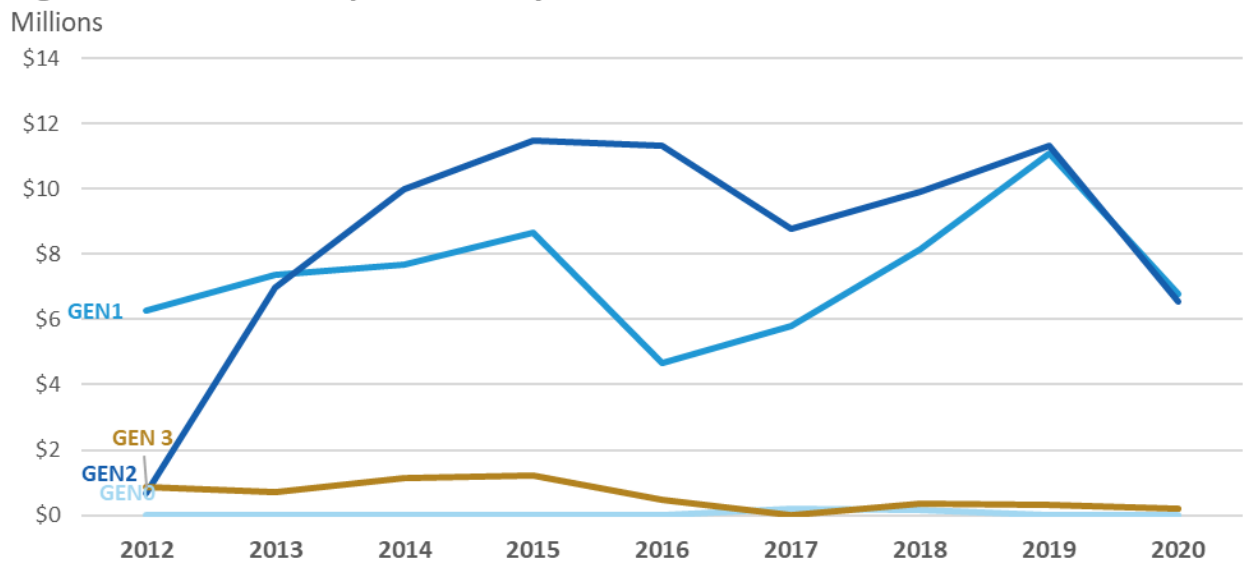
Source: Atlas Project data, Power Bi, November 2020

Figure 10 - Expenditure by Gender Marker and Year

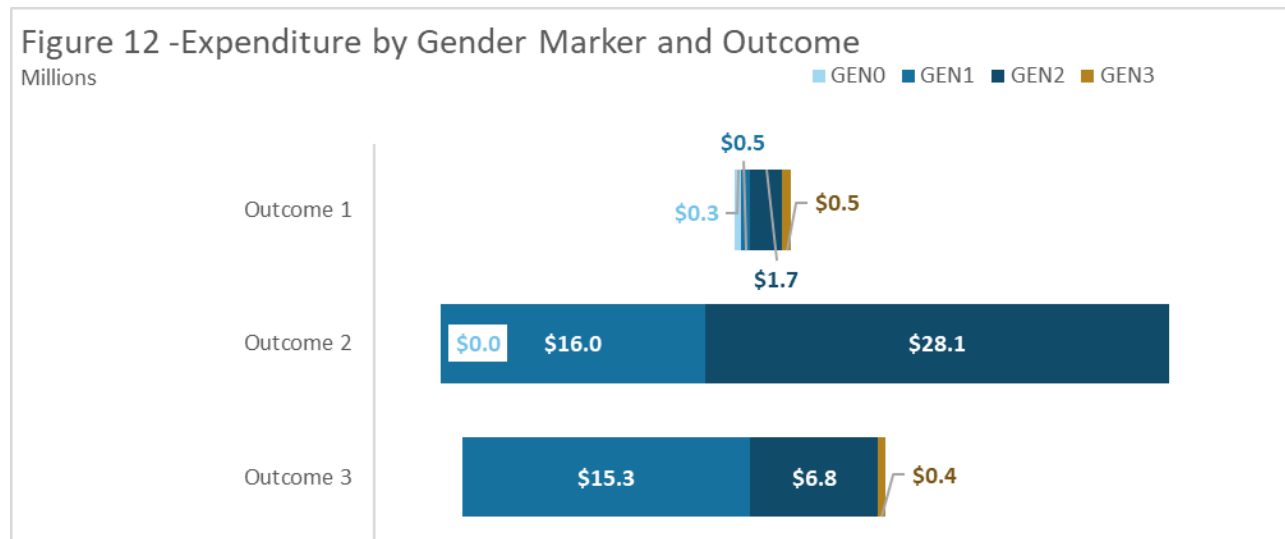


Source: Atlas Project data, Power Bi, November 2020

Figure 11 - Trend in Expenditure by Gender Marker and Year

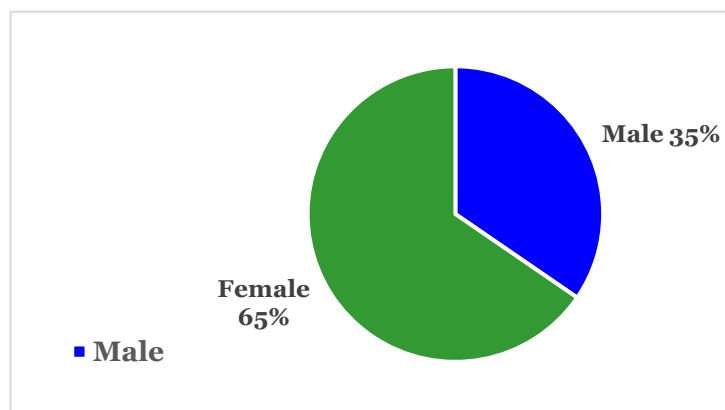


Source: Atlas Project data, Power Bi, November 2020



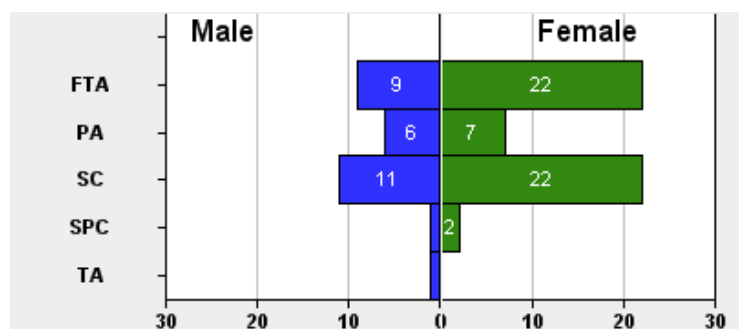
Source: Atlas Project data, Power Bi, November 2020

Figure 13- Gender distribution of CO human resources



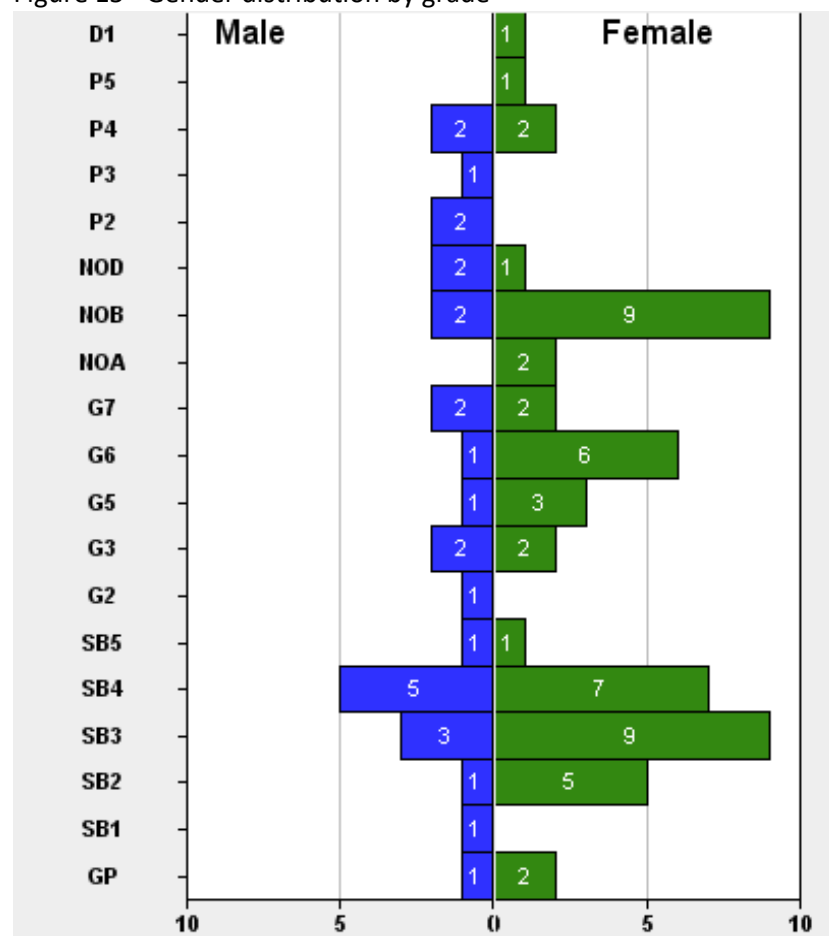
Source: UNDP Intranet, Executive Snapshot v 4.8, November 2020

Figure 14 - Gender distribution by contract type



Source: UNDP Intranet, Executive Snapshot v 4.8, November 2020

Figure 15 - Gender distribution by grade



Source: UNDP Intranet, Executive Snapshot v 4.8, November 2020

ANNEX 5. PROJECT LIST

No	Project number	Project	NIM/DIM	Gender Marker	Start Date	End Date	Total budget	Total expenditure
Outcome 1 by 2021, all people benefit from inclusive and equitable social protection systems and poverty reduction services, which will reduce the multidimensional poverty and vulnerabilities								
1	00104286	Initiation Plan PRPP Phase II with some reference to PRPP, Phase I (2012-2017)	DIM	GEN2	6/15/2017	12/31/2018	\$380,139	\$357,733
2	00095977	Ethnic Minority Women Economic empowerment through Application of Industry 4.0 Technology	DIM	GEN3	10/1/2018	12/31/2019	\$300,000	\$180,634
3	00096042	Innovation for Inclusion: Reducing Inequalities and Leaving No one Behind	DIM	GEN1	3/21/2019	2/29/2020	\$354,895	\$112,675
4	00077891	Supporting the Improvement for the Social Assistance System in Vietnam, Phase II with reference to SAP I (2012-2017)	NIM	GEN2	12/1/2013	12/31/2017	\$54,008	\$18,558
5	00118551	Initiation Plan for Programme development and policy advising on Inclusive Growth 2019-2020	DIM	GEN2	4/1/2019	10/25/2020	\$289,000	\$161,239
6	00079025	Saemaul Initiative Towards Inclusive and Sustainable New Communities	DIM	GEN2	3/1/2014	12/31/2017	\$30,332	\$30,332
Outcome 2 2021, Viet Nam has accelerated its transition to low-carbon and green Devel., and enhanced its adaptation and resilience to climate change and natural disasters, with a focus on empowering the poor and vulnerable groups								
7	00072132	UN REDD phase 2	NIM	GEN2	1/25/2013	12/31/2019	\$7,978,300	\$6,755,784
8	00075827	Promotion of Non-Fired Brick Production and Utilization	NIM	GEN1	1/1/2015	12/31/2019	\$2,301,592	\$1,667,742
9	00084022	Energy Efficiency in Commercial Building (A)	NIM	GEN1	1/1/2016	12/31/2020	\$2,377,797	\$1,245,612
10	00084023	Green Growth Strategy (A)	NIM	GEN1/GEN2	11/1/2014	12/31/2019	\$2,566,685	\$1,910,701
11	00084024	Local Development and Promotion of LED	NIM	GEN1	1/1/2015	12/31/2019	\$1,251,945	\$884,036
12	00088033	Improving the resilience of vulnerable coastal communities to climate change related impacts in Viet Nam (A)	NIM	GEN2	10/25/2016	12/31/2020	\$14,259,903	\$10,243,947
13	00072738	Assisting LDCs to advance their NAPs (B) - NAP Agriculture	DIM	GEN2	3/31/2016	6/30/2019	\$213,400	\$100,181
14	00105968	An integrated early warning dengue system in VN (A)	DIM	GEN1	1/23/2018	2/21/2021	\$931,586	\$525,453
15	00121739	Private Sector Engagement in NDC Vietnam (A)	DIM	GEN2	8/1/2019	7/31/2022	\$51,948	\$0
16	00076965	Vietnam: Conservation of Critical Wetland Protected Area (A)	NIM	GEN2	10/1/2014	12/31/2019	\$2,837,479	\$1,965,673
17	00088146	Application of Green Chemistry in Viet Nam to support green growth and reduction in the use and release of POPs/harmful chemical (A)	NIM	GEN2	1/1/2018	12/31/2020	\$1,074,794	\$248,504
18	00082536	Access and Benefit Sharing in Vietnam – PIMS 5303 (A)	NIM	GEN1	6/1/2016	12/31/2020	\$1,533,196	\$1,036,895

19	00082491	POPs and sound harmful chemical management (A)	NIM	GEN1	7/1/2015	7/31/2020	\$2,847,814	\$1,912,979
20	00082385	National Climate Change Strategy (B)	NIM	GEN1	7/1/2014	12/31/2019	\$1,155,657	\$674,962
Outcome 3 By 2021, participatory and transparent decision-making processes and accountable Instit. are strengthened, with policies and implementation mechanisms that are responsive to all people, particularly vulnerable groups								
21	00118621	Accelerator Lab –Vietnam	DIM	GEN1	5/1/2019	12/31/2021	\$246,737	\$131,964
22	00092211	Justice and Legal Empowerment (EU JULE)	DIM	GEN2	11/1/2017	11/30/2020	\$1,656,642	\$879,988
23	00112026	Youth Colab	DIM	GEN2	6/1/2018	12/31/2021	\$193,160	\$173,825
24	00079924	UK Project on Anti-corruption	DIM	GEN2	9/1/2016	12/31/2020	\$109,262	\$109,033
25	00101969	HR Protection, Participation, Accountability in Vietnam	DIM	GEN3	3/1/2018	12/31/2019	\$343,175	\$328,320
26	00056485	Policy Advisory Expertise and Dialogue in Vietnam	DIM	GEN1	1/1/2009	12/31/2017	\$1,065,100	\$1,037,119
27	00101989	Korea-Vietnam Mine Action Project	DIM	GEN1	1/1/2018	12/31/2020	\$8,718,666	\$7,834,387
28	00100002	PAPI	DIM	GEN2	11/1/2017	12/31/2021	\$2,470,826	\$1,643,540

ANNEX 6. PEOPLE CONSULTED

No.	Name (Last name, first name)	Position	Organization/ Institution	Contact details (Email/ Phone)
UNDP				
1	Ms. Caitlin Wiesen	Resident Representative	UNDP Vietnam	Email: caitlin.wiesen@undp.org Tel: + 84 24 38500121
2	Ms. Sitara Syed	Deputy Resident Representative	UNDP Vietnam	Sitara.syed@undp.org Tel: + 84 24 38500122
3	Ms. Tran My Hanh	Operations Manager	UNDP Vietnam	Sitara.syed@undp.org Tel: + 84 24 38500139
4	Ms. Nguyen Thi Ngoc Han	Planning, M&E Analyst	UNDP Vietnam	nguyen.thi.ngoc.han@undp.org Tel: + 84 24 38500137
5	Mr. Nguyen Tien Phong	ARR/Head of Inclusive Growth Unit	UNDP Vietnam	nguyen.tien.phong@undp.org Tel: + 84 24 38500179
6	Mr. Dao Xuan Lai	ARR/Head of Climate Change and Environment Unit	UNDP Vietnam	dao.xuan.lai@undp.org Tel: + 84 24 38500157
7	Ms. Phan Hoang Lan	Head of Exploration - Accelerator Lab	UNDP Vietnam	phan.hoang.lan@undp.org Tel: + 84 24 38500268
8	Ms. Catherine Phuong	ARR/Head of Governance & Participation Unit	UNDP Vietnam	catherine.phuong@undp.org (now based in Laos CO)
9	Ms. Ida Uusikyla	Innovation & Private Sector Engagement Consultant	UNDP Vietnam	ida.uusikyla@undp.org Tel: + 84 24 38500191
10	Mr. Nils Christensen	Chief Technical Advisor - Mine Action Project	UNDP Vietnam	nils.christensen@undp.org Tel: + 84 24 38500172
11	Mr. Khusrav Sharifov	Climate Change Technical Specialist	UNDP Vietnam	khusrav.sharifov@undp.org Tel: + 84 24 38500119
12	Ms. Nguyen Thi Thu Huyen	SGP National Coordinator	UNDP Vietnam	nguyen.thi.thu.huyen@undp.org

No.	Name (Last name, first name)	Position	Organization/ Institution	Contact details (Email/ Phone)
				Tel: + 84 24 38500150
13	Mr. Nguyen Trung Thong	Programme Analyst	UNDP Vietnam	nguyen.trung.thong@undp.org
				Tel: + 84 24 38501885
14	Ms. Bui Viet Hien	Programme Analyst	UNDP Vietnam	bui.viet.hien@undp.org
				Tel: + 84 24 38500140
15	Ms. Tran Thi Hong	Procurement Analyst	UNDP Vietnam	tran.thi.hong@undp.org
				Tel: + 84 24 38500144
16	Ms. Phan Bich Ngoc	Resource & Assurance Analyst	UNDP Vietnam	phan.bich.ngoc@undp.org
				Tel: + 84 24 38500173
17	Mr. Phan Trong Dam	Programme Finance Associate	UNDP Vietnam	phan.trong.dam@undp.org
				Tel: + 84 24 38500129
18	Ms. Nguyen Thuy Ha	HR Analyst	UNDP Vietnam	nguyen.thuy.ha@undp.org
				Tel: + 84 24 38500155
19	Ms. Do Thi Thanh Huyen	Programme Analyst	UNDP Vietnam	do.thi.thanh.huyen@undp.org
				Tel: + 84 24 38500117
20	Mr. Dao Khanh Tung	Programme Analyst	UNDP Vietnam	dao.khanh.tung@undp.org
				Tel: + 84 24 38500194
21	Ms. Bui Hoa Binh	Head of Experiment - Accelerator Lab	UNDP Vietnam	bui.hoa.binh@undp.org
				Tel: + 84 24 38500142
22	Ms. Bui Phuong Tra	Programme Analyst	UNDP Vietnam	bui.phuong.tra@undp.org
				(on SLWOP)
23	Ms. Ha Thi Van Khanh	National Project Coordinator	UN-ACT (CO Gender Focal Group/ Task Force member)	ha.thi.van.khanh@undp.org
				Tel: + 84 24 38500153
24	Mr. Jay Malette	Climate Change Specialist Consultant	UNDP Vietnam	jay.malette@undp.org
				Tel: + 84 24 38500330
25	Mr. Mac Albert Gordon Shaw	SDG Programme Development Specialist	UNDP Vietnam	mac.shaw@undp.org

No.	Name (Last name, first name)	Position	Organization/ Institution	Contact details (Email/ Phone)
				Tel: + 84 24 38505301
26	Mr. Doan Huu Minh	Programme Analyst	UNDP Vietnam	doan.huu.minh@undp.org
				Tel: + 84 24 38500127
27	Mr. Nguyen Tuan Luong	Head of Sol Mapping – Accelerator Lab	UNDP Vietnam	nguyen.tuan.luong@undp.org
				Tel: + 84 24 38500160
28	Ms. Nguyen Viet Lan	Communications Analyst	UNDP Vietnam	nguyen.viet.lan@undp.org
				Tel: + 84 24 38500158
29	Ms. Tran Thi Minh Nguyet	Gender Officer	UNDP Vietnam	tran.thi.minh.nguyet@undp.org
				Tel: + 84 24 38500335
30	Mr. Tran Quang Lam	Project Manager	UNDP Vietnam	tran.quang.lam@undp.org
				Tel: + 84 24 38503133
31	Ms. Do Thuy Van	Programme Analyst	UNDP Vietnam	do.thuy.van@undp.org
				Tel: + 84 24 38500180
32	Mr. Vu Thai Truong	Management Analyst	UNDP Vietnam	vu.thai.truong@undp.org
				Tel: + 84 24 38500168
33	Mr. Hoang Thanh Vinh	Programme Analyst	UNDP Vietnam	hoang.thanh.vinh@undp.org
				Tel: + 84 24 38500266
34	Ms. Dao Thi Thu An	Project Manager	UNDP Vietnam	dao.thi.thu.an@undp.org
				Tel: + 84 24 38500171
35	Mr. David Payne	Covid Response Coordinator Consultant	UNDP Vietnam	david.payne@undp.org
				Tel: + 84 24 38505307
36	Ms. Vu Thi Thu Hang	Programme Analyst	UNDP Vietnam	vu.thi.thu.hang@undp.org
				Tel: + 84 24 38500138
37	Mr. Nicholas Booth	Nicholas Booth, Regional Advisor	UNDP Bangkok Regional Hub	nicholas.booth@undp.org
				Tel: + 66 90 9767369
	Government			

No.	Name (Last name, first name)	Position	Organization/ Institution	Contact details (Email/ Phone)
38	Mr. Dinh Sy Khanh Vinh	Vice Head	Sub-Department for Environmental Protection in Nghe An province	dinhsykhanhvinh@gmail.com Tel: +84 2383586567
39	Mr. Ha Viet Quan	Director General a.i.	International Cooperation Department Government's Committee for Ethnic Minority Affairs (CEMA)	havietquan@cema.gov.vn Tel: + 84 912318418
40	Mr. Do Duy Phi	Chief Secretary	Viet Nam Chemical Society	phidoduy1948@gmail.com Tel: + 84 0913201078
41	Mr. Dang Anh Tu	CEO	NISHU Paint JSC	tunishu@gmail.com Tel: +84 903416994/969679777
42	Ms. Bui My Binh	Senior Expert	International Cooperation Department (ICD) Ministry of Agriculture and Rural Development (MARD)	binhbm.htqt@mard.gov.vn Tel: +84 989096252
43	Ms. Pham Minh Thu	Head of Planning and International Cooperation Division	Institute for Labor Science and Social Affairs (ILSSA) Ministry of Labor, War Invalids and Social Affairs (MOLISA)	Email: mthpham@gmail.com Tel: +84 906 281 486
44	Mr. Luu Hoang Ngoc	Vice Director General	Viet Nam Chemical Agency, Ministry of Industry and Trade	ngoclh@moit.gov.vn Tel: +84 913393606
45	Mr. Nguyen Dang Quang	Deputy General Director	Development Investment Construction J.S Corporation Consulting and Inspection JSC of Construction Technology and Equipment	nguyendangquang@coninco.com.vn Tel: +84 904245468
46	Dr. Luong Chan Quang	Head	Epidemic Control Unit Pasteur Institute Ho Chi Minh City	lcq33new@gmail.com Tel: +84 913704338
47	Dr. Dang Hoang Giang	Vice Director	Center for Community Support Development Studies (CECODES)	giang.dang@gmail.com Tel: +84 912571562

No.	Name (Last name, first name)	Position	Organization/ Institution	Contact details (Email/ Phone)
48	Dr. Tran Toan Thang	Director	Dept. of Industrial Forecast and Enterprise Development (DIFED), National Center for Economic Forecast and Information (NCIF) Ministry of Planning and Investment (MPI)	trantoanthang@mpi.gov.vn toanthangciem@gmail.com Tel: +84 898981172/834643000
49	Mr. Doan Tuan Dung	Vice Director	REACH Viet Nam	dung.doan@reach.org.vn Tel: +84 903469879
50	Mr. Nguyen Manh Khoi	Deputy Director	Agency for Management of Housing and Real Estate Market Ministry of Construction	khoibxd@gmail.com Tel : +84 987808969
51	Ms. Tang Lam Ha	Official	Agency for Management of Housing and Real Estate Market Ministry of Construction	tanglamha@gmail.com Tel: +84 98 525 0953
52	Dr. Hoang Thi Thanh Nhan	Deputy Director	Nature and Biodiversity Conservation Agency, Vietnam Environment Administration Ministry of Natural Resource and Environment (MONRE)	hoangnhan.bca@gmail.com
53	Mr. Tu Nguyen	Expert	Nature and Biodiversity Conservation Agency, Vietnam Environment Administration Ministry of Natural Resource and Environment (MONRE)	tunguyen.bca@gmail.com
54	Mrs. Tran Kim Tinh	Expert	Nature and Biodiversity Conservation Agency, Vietnam Environment Administration Ministry of Natural Resource and Environment (MONRE)	kimtinhivea@gmail.com
55	Mr. Do Van Sang	Deputy Head	Energy Conservation Division Industrial Promotion and Development Consultancy Center - DOIT Hanoi	sangdv.ecchanoi@gmail.com Tel:+84 946285428
56	Ms. Kim Thi Thuy Ngoc	Head	Division of Science and International Cooperation, Institute of Strategy and	kttngoc@isponre.gov.vn

No.	Name (Last name, first name)	Position	Organization/ Institution	Contact details (Email/ Phone)
			Policy on Natural Resources and Environment (ISPONRE) Ministry of Natural Resource and Environment (MONRE)	kimthuyngoc@gmail.com
57	Mr. To Duc	Director General	Poverty Reduction Coordination Office (PRCO) Ministry of Labor, War Invalids and Social Affairs (MOLISA)	toducvnn@gmail.com toduc@molisa.gov.vn Tel: +84 82 353 8888
58	Ms. Truong Nam Thang	Director	Center for Social Innovation and Entrepreneurship National Economic University	thangtruongnam@gmail.com Tel: +84 91 295 2435
59	Mr. Vu Trong Duoc	Deputy Head	Medical Entomology and Zoology/ Head of the Northern Dengue Office National Institute for Hygiene and Epidemics	vuduoc@gmail.com Tel: +84 973913118
60	Mr. Le Hoai Nam	Director	Environmental Quality Management, Vietnam Environment Administration Ministry of Natural Resource and Environment (MONRE)	lenamnew@yahoo.com
61	Dr. Bui Phuong Dinh	Director	Institute for Sociology and Development Ho Chi Minh Academy	bpdinh2010@gmail.com Tel: +84 913554180
62	Ms. Ha Trinh	Co-founder, General Manager	Vulcan Augmentics	ella@wearevulcan.com Tel: +84 973 926 406
63	Ms. Nguyen Thi Minh Huong	Head	Information - Education - Communication Department Vietnam Women's Union	huongntm73@gmail.com Tel : +84 902064255
64	Mr. Nguyen Tuan Anh	Deputy Director	Science, Education, Resources & Environment Department Ministry of Planning and Investment	tuananh4dsenrempi@gmail.com Tel: +84 983987600

No.	Name (Last name, first name)	Position	Organization/ Institution	Contact details (Email/ Phone)
65	Ms. Nguyen Phuong Thao	Officer	Department of Communication and Emulation, Commendation Ministry of Health	phuongthao.moh@gmail.com Tel: +84 366681888
66	Mr. Nguyen Cong Thinh	Deputy Director General	Dept. of Science, Technology and Environment Ministry of Construction	thinheecb@gmail.com thinbxd@gmail.com Tel: +84 912011319
67	Ms. Vu Ngoc Anh	Expert	HCMC Institute for Development Studies (HIDS) People's Committee of Ho Chi Minh city	vnganh@gmail.com Tel: +84 903330212
68	Mr. Duong Hung Cuong	Deputy Director General	Foreign Economic Relations Department (FERD) Ministry of Planning and Investment (MPI)	via hanhnong@gmail.com Tel: +84 912151234
69	Ms. Nong Thi Hong Hanh	Expert	Foreign Economic Relations Department (FERD) Ministry of Planning and Investment (MPI)	hanhnong@gmail.com Tel: +84 912151234
70	Mr. Le Cong Cuong	Director	Thanh Hoa Forest Fund/Thanh Hoa Department for Agriculture and Rural Development Provincial People's Committee Thanh Hoa	lecuongtccb@gmail.com Tel : +84 912384023
71	Mr. Vu Tan Phuong	Director	Post graduate training and International Cooperation Dept. Vietnam Academy of Forest Sciences (VAFS)	phuong.vt@vafs.gov.vn Tel: +84 9868 75371
72	Ms. Nguyen Thi Ngoc Thanh	Expert	School of Labour and Social Affairs (SOSALA) Ministry of Labour, War Invalids and Social Affairs (MOLISA)	ngocthanh2677@yahoo.com Tel: +84 985871489
73	Dr. Dinh Van Minh	Director General	Legal Department, Government Inspectorate of Viet Nam	dinhvanminhhttp@gmail.com

No.	Name (Last name, first name)	Position	Organization/ Institution	Contact details (Email/ Phone)
				Tel: +84 9133 249279
74	Ms. Dinh Thi Anh Tuyet	President	VietED	Tel: 0962703911 Email: tuyetda@vieted.com.vn
75	Ms. Pham Hoang Ngan	Member	CEMA's taskforce for EM start up	ngan@inarivietnam.com Tel: +84 915278078
76	Ms. Dinh Thi Bich Xuan	Deputy Director	Office for Business Sustainable Development (SDforB) Vietnam Chamber of Commerce and Industry	xuandtb@vcci.com.vn Tel: +84 9881 76878
77	Mr. Nguyen Huu Huyen	Director of the Department of International Cooperation	Ministry of Justice	huyennh@moj.gov.vn Tel: +84 0246273952
78	Dr. Huynh Huy Hoa	Director	Da Nang Institute for Socio-Economic Development Da Nang People's Committee	hhuyhoa@gmail.com Tel: +84 9050 71002
79	Ms. Mai Thi Thanh Hoa	Head	International Cooperation Division, Da Nang Institute for Socio-Economic Development Da Nang People's Committee	hoamai183@gmail.com Tel: +84 9158 88368
80	Mr. Trieu Van Luc	Director	Forest Development Dept, VNFOREST, Ministry of Agriculture and Rural Development (MARD)	tv luc@kiemlam.org.vn Tel : +84 9122 64370
81	Ms. Nguyen Thi Thu Thuy	DNPD	International Cooperation Department (ICD) Ministry of Agriculture and Rural Development (MARD)	Thuthuy12@gmail.com Tel: +84 9830 70876
82	Mr. Pham Van Linh	Vice-Chairman	Central Party's Theoretical Council	phamlinh58@yahoo.com Tel: +84 9133 19058

No.	Name (Last name, first name)	Position	Organization/ Institution	Contact details (Email/ Phone)
83	Mr. Pham Hong Quat	Head	General Department National Agency for Technology Entrepreneurship and Commercialization Development Ministry of Science and Technology (MOST)	phquat@most.gov.vn hongquat@gmail.com Tel: +84 9155 71468
84	Ms. Vo Thi Hoang Yen	Director	Disability research and capacity development (DRD)	yenvo@drdvietnam.com Tel: +84 9093 40307
85	Mr. Nguyen Thanh Tung		Disability research and capacity development (DRD)	thanhtung@drdvietnam.org
86	Ms. Nguyen Thi Thu	Deputy Director	Bac Kan Provincial Coordination Office (PCO) for Poverty Reduction and New Rural Development People's Committee of Bac Kan Province	thunt.lidbackan@gmail.com Tel: +84 9152 04109
87	Mr. Ngo Trung Kien	Official	Poverty Reduction and New Rural Development People's Committee of Bac Kan Province	Via Ms. Thu
88	Ms. Lt Thi Quyen	Director	Thiên An Cooperative	Via Ms. Thu
89	Ms. Nguyen Thi Nhung	Director	Nhung Luy Cooperative	Tel: +84 9650 84555
90	Ms. Vi Thuy Duong	CEO	Huong Ngan Cooperative	Via Ms. Thu
91	Ms. Luong ThiGiang	Chairperson cum Director	Hợp Giang Cooperative	Via Ms. Thu
92	Mr. Nguyen Manh Cuong	Deputy Chairperson	National Assembly's Judicial Committee	cuongnm@quochoi.vn Tel: +84 9121 03569
93	Mr. Nguyen Dinh Hau	Director General	Science and Technology Department Ministry of Science and Technology (MOST)	ndhau@most.gov.vn Tel : +84 9048 77309
94	Ms. Thai Minh Huong (on behalf of Ms. Đoàn Thị Tuyết Nga)	Director	Science, Technology and International Relations	ngadt.tl@mard.gov.vn Tel: +84 9120 93879

No.	Name (Last name, first name)	Position	Organization/ Institution	Contact details (Email/ Phone)
			Viet Nam Disaster Management Authority (VNDMA)	
			Ministry of Agriculture and Rural Development (MARD)	
95	Mr. Tran Van Thu	Director General	International Cooperation Department (ICD)	vanthutran345@gmail.com
			Supreme People's Court	Tel: +84 9124 41790
96	Ms. Bui Thi Nhan	Head of International Relations Unit	International Relations Unit	nhanbuihtqt@gmail.com
			Supreme People's Court of Vietnam	Tel: +84 9132 71893
97	Mr. Nguyen Hanh Phuc	Deputy General Director	Vietnam National Mine Action Center	nguyenphucnguyen06@gmail.com
				Tel: +84 9891 26789
98	Mr. Nguyen Ngoc Thuy	Deputy Head	Planning and Coordination Department	nnthuy.vnmac@gmail.com
			Vietnam National Mine Action Center	Tel: +84 9834 46668
99	Mr. Vu Hai Dang	Head of DONRE Office	Thai Binh DONRE	Tel: +84 904377969
100	Ms. Tran Thi Huyen	Deputy Head	Sea and Island Division, DONRE	Via Mr. Dang
101	Mr. Truong Trung Hieu	Official	Sea and Island Division, DONRE	Via Mr. Dang
102	Mr. Bui Van Tinh	Director	Thai Binh Wetland nature reserve management board	buitinhns1963@gmail.com
				Tel: + 84 916 515 216
103	Mr. Dinh Van Cao	Official	Thai Binh Wetland nature reserve management board	Via Mr. Dang
104	Mr. Ta Duc Ha	Vice chairperson	Thai Do commune, Thai Thuy district	Via Mr. Dang
105	Mr. Nguyen Ngoc Hien	Cadastral official	Thai Do commune, Thai Thuy district	Via Mr. Dang
106	Mr. Tran Van Khiem	Livelihood model beneficiary	Thai Do commune, Thai Thuy district	Via Mr. Dang
107	Mr. Nguyen Van Nghi	Project Coordinator	Thanh Hoa GCF project	Tel: +84 912031516
108	Ms. Pham Thi Xuyen	Social official	Nga Tien commune, Nga Son district	Via Mr. Nghi
109	Mr. Nguyen Van Hien (a disable person)	Comp. 1 beneficiary	Nga Tien commune, Nga Son district	Via Mr. Nghi
	(Dad Nguyen Van Vien, Mom Mai Thi Dung)			
110	Ms. Trinh Thi Hien	Comp. 1 beneficiary	Nga Tien commune, Nga Son district	Via Mr. Nghi
	Mr. Pham Quang Suu			

No.	Name (Last name, first name)	Position	Organization/ Institution	Contact details (Email/ Phone)
111	Ms. Ma Thi Tam	Comp. 1 beneficiary	Hamlet 6, Nga Tan commune, Nga Son district	Via Mr. Nghi
112	Mr. Nguyen Van Tai	Comp. 2 beneficiary	Nga Thuy commune, Nga Son district	Via Mr. Nghi
113	Ms. Nguyen Thi Dan	Comp. 2 beneficiary	Nga Thuy commune, Nga Son district	Via Mr. Nghi
114	Mr. Dinh Ngoc Quy	Director General	Department for Social Affairs National Assembly Committee on Social Affairs	dinhngocquy2002@gmail.com Tel: 0913211127
115	Mr. Le Quang Binh	Chairperson	People's Participation Working Group	binhisee@gmail.com Tel: +84 9123 59208
116	Ms. Nguyen Thi Huyen	Comp. 1 beneficiary	Binh Thuan commune, Binh Son district, Quang Ngai province	Tel: +84 373031486
117	Mr. Vo Tu	Comp. 1 beneficiary	Duc Loi commune, Mo Duc district, Quang Ngai province	Tel: +84 935666845
118	Mr. Thong	Head of An Phu hamlet	Duc Loi commune, Mo Duc district, Quang Ngai province	Tel: +84 982622477
119	Ms. Dung	Project coordinator	Quang Ngai province	Tel: + 84 905328839
120	Mr. Nguyen Van Vui	Comp. 1 beneficiary	Truc Ly hamlet, Vo Ninh commune, Quang Ninh district, Quang Binh province	Tel: + 84 397451182
121	Mr. Khiem	Component 1_Housing construction coordinator	Quang Binh province	Tel: +84 982270324
123	Ms. Tran Thu Huong	Director of the full-time Project Management Unit	Ministry of Justice	
UN Agencies				
124	Mr. Kamal Malhotra	UN Resident Coordinator	UN Vietnam	kamal.malhotra@one.un.org kamal.malhotra@un.org Tel: + 84 24 38500132
125	Mr. Shin Umezu	Head	Resident Coordinator's Office	shin.umezu@one.un.org Tel: + 84 24 38500141
126	Ms. Nguyen Bui Linh	Data Management, Results Monitoring and Reporting Officer	Resident Coordinator's Office	nguyen.bui.linh@one.un.org Tel: + 84 24 38500164
127	Ms. Naomi Kitahara	Representative	UNFPA Vietnam	kitahara@unfpa.org

No.	Name (Last name, first name)	Position	Organization/ Institution	Contact details (Email/ Phone)
				Tel: + 84 24 38500320
128	Ms. Maria Helena Mizuno Moreir	Manager, Business Operations & Common Back Office	Green One UN House	mh.mizuno@one.un.org
				Tel: + 84 24 38500152
129	Mr. Satoko Otsus	Communicable Diseases Coordinator World Health Emergencies Team Leader	WHO Vietnam	otsus@who.int
				Tel: + 84 24 38500318
130	Mr. Nguyen Thanh Phuong	Environment Specialist	Resident Coordinator's Office	nguyen.thanh.phuong@one.un.org
				Tel: + 84 24 38500101
131	Ms. Rana Flowers	Representative	UNICEF Vietnam	rflowers@unicef.org
				Tel: + 84 24 38500201
132	Ms. Lesley Miller	Deputy Representative	UNICEF Vietnam	lmiller@unicef.org
				Tel: + 84 24 38500202
133	Ms. Elisa Fernandez Saenz	Country Representative.	UN Women Vietnam	elisa.fernandez@unwomen.org
				Tel: + 84 24 38500362
134	Ms. Valentina Barcucci	OIC	ILO Viet Nam	barcucci@ilo.org
				Tel: + 84 24 38506062
Donors				
135	Mr Jan Wilhelm Grythe	Counsellor/Deputy Head of Mission	Norwegian Embassy in Hanoi	jan.wilhelm.grythe@mfa.no
				Tel: +(84) 24 3974 8900
136	Mr. Vu Minh Duc	Senior Adviser	Norwegian Embassy in Hanoi	Duc.Minh.Vu@mfa.no
				Tel: +(84) 9021 64998
137	Mr. Nguyen Quang Anh	Senior Trade and Development Manager	Australian Embassy Viet Nam	Quanganh.Nguyen@dfat.gov.au
138	Mr. To Ngoc Anh	Senior Programme Officer	Irish Aid	To.Ngocanh@dfanet.ie
139	Mr. Matti TERVO	Counsellor	Embassy of Finland in Vietnam	matti.tervo@formin.fi
140	Ms. Steffi Stallmeister	Operations Manager	World Bank	sstallmeister@worldbank.org
141	Ms. Nga Thi Nguyen	Social Protection Specialist	World Bank	nnguyen26@worldbank.org
142	Mr. Dung Viet Do	Senior Country Officer	World Bank	ddo2@worldbank.org
143	Ms. Nga Nguyet Nguyen	Senior Economist	World Bank	nnga@worldbank.org

No.	Name (Last name, first name)	Position	Organization/ Institution	Contact details (Email/ Phone)
144	Mr. Samuel Waeltj	Former Country Director	Swiss Development Cooperation Agency	samuelwaeltj@gmail.com
145	Ms. Cho Jung Myun	Deputy Country Director	KOICA	jmcho@koica.go.kr
146	Mr. Jesus Lavina	First Counsellor – Cooperation	Delegation of the European Union to Vietnam	jesus.lavina@eeas.europa.eu Tel: +84 24 3941 0099
147	Ms. Audrey-Anne ROCHELEMAGNE	Attaché - Governance and Rule of Law	Delegation of the European Union to Vietnam	Audrey.ROCHELEMAGNE@eeas.europa.eu Tel: +84 24 3446 1755
148	Ms. Athene Gadsby	International Partnership Programme Manager	UK Space Agency	Athene.Gadsby@ukspaceagency.gov.uk
149	Ms. Gina Tsarouchi	Principal engineer and Project Manager	HR Wallingford	g.tsarouchi@hrwallingford.com
150	Mr. Darren Lumbroso	Technical Director	HR Wallingford	d.lumbroso@hrwallingford.com
Civil Society Organizations				
151	Mr. Luong The Huy	President	The Institute for Studies of Society, Economy and Environment (iSEE)	lt Huy@isee.org.vn
152	Ms. Nghiem Thi Kim Hoa		Human Rights Space	ngkiemhoa@gmail.com
153	Ms. Ngo Thi Thu Ha	Director	Centre for Education Promotion and Empowerment of Women - CEPEW	ha.ngo@cepow.org.vn
154	Ms. Đinh Việt Anh	Vice Chair	Vietnam Blind Association (VBA)	dingvietanh78@gmail.com Tel: +84 9893 13147

ANNEX 7. DOCUMENTS CONSULTED

- ADB (2016). Viet Nam Country Partnership Strategy, 2016-2020; Fostering more inclusive and environmentally sustainable growth. Asian Development Bank.
- Ayoung, M. and H.V. Duong (2015). Final MTR. Strengthening institutional capacity for disaster risk management in Vietnam, including climate change related disasters-Phase II (SCDM II).
- Berdach, J.T and P.D. Chien (2019). Mid-Term Review of the Project, “Conservation of Critical Wetland Protected Areas and Linked Landscapes” (Viet Nam).
- Country Programme Document for Viet Nam (2017-2021).
- Danang People’s Committee and UNDP (2017). Project Performance Report: Project “Strengthening the Impact of Public Administration Reform in Da Nang City Funded by UNDP. Project Report, Danang.
- Daniels, C. (2018). Annual Performance Report. Reference Number (FP013): Improving the resilience of vulnerable coastal communities to climate change related impacts in Viet Nam.
- Decision No. 1865/QĐ-TTg on the implementation of action plans for national target programs during the 2016-2020 period. <https://thukyluat.vn/vb/quyet-dinh-1865-qd-ttg-2017-giao-ke-hoach-thuc-hien-chuong-trinh-muc-tieu-quoc-gia-2016-2020-59f6a.html>
- den Akker, J.V. and D.N. Dung (2019). Terminal Evaluation. Local Development and Promotion of LED Technologies for Advanced General Lighting in Viet Nam.
- Department of Climate Change - Ministry of Natural Resources and Environment (2018). 2017 Annual Project Progress Report. Capacity Building for Implementation of National Climate Change Strategy Project - CBICS (DCC Component).
- Department of International Organizations, Ministry of Foreign Affairs (2017). Terminal Project Report: Follow-Up and Support to the Implementation of Vietnam’s Universal Periodic Review Recommendations. Project Report, Hanoi.
- Douglas Snyder and Vu Thuy Huong (2019). Mid-Term External Evaluation Report: The Viet Nam Provincial Governance and Public Administration Performance Index – PAPI. Project Report, Hanoi.
- EU FLEGT Facility (2020). The Vietnam-EU Voluntary Partnership Agreement, <https://www.euflegt.efi.int/background-vietnam>.
- EU REDD (2020). <http://www.euredd.efi.int/vietnam>.
- EU, UNICEF, and UNDP (2018). 2018 Annual Progress Report (1 November 2017-31 December 2018). Project Report, Hanoi.
- EU, UNICEF, and UNDP (2019). 2019 Annual Report (1 January 2018- 31 December 2019). Project Report, Hanoi.

European Forest Institute (2020). EU REDD Facility work in Viet Nam, <http://www.euredd.efi.int/vietnam>.

Ferguson, A. and D.D. Ngoc (2016). Terminal Evaluation of Promoting Climate Resilient Infrastructure in Northern Mountain Provinces of Vietnam.

Global Security (2020). GlobalSecurity.com.

Government Inspectorate of Vietnam (2017). Final Review Report on Project “Strengthening the Implementation of the UN Convention Against Corruption and the Role of Non-State Actors to Support Anti-Corruption Efforts of the Government of Viet Nam.” Project Report, Hanoi.

Government of the Socialist Republic of Vietnam and UNDP (no date). Terminal Report: Support for Results-Based Management and Communications under the One Plan 2012-2016 (RBMC). Project Report, Hanoi.

Government of Viet Nam and UN in Viet Nam (2017). One Strategic Plan 2017-2021 between The Government of The Socialist Republic of Viet Nam and The United Nations in Viet Nam.

Ho Chi Minh City People’s Committee Steering Committee of Sustainable Poverty Reduction Programme (2017). Report: Results of the Support to Multidimensional Poverty Reduction Project in Urban Areas from 2012-2017. Project Report, Hanoi.

Hodge, S. and L. H. Thanh (2019). Enhancing Capacity for Implementing Rio Conventions. Evaluation. <https://www.un.org/en/content/disabilitystrategy/>

<https://www.vn.undp.org/content/vietnam/en/home/coronavirus.html>.

https://www.vn.undp.org/content/vietnam/en/home/library/_covid-19-socio-economic-impact-on-vulnerable-households-and-ent.html

Human Rights Space. <http://www.hrs.org.vn/>

Institute of Strategy and Policy on Natural Resources and Environment (ISPONRE) (2018). Project Annual Report 2017. Conservation of critical wetland protected areas and linked landscapes.

Institute of Strategy and Policy on Natural Resources and Environment (ISPONRE) (2018). Project Annual Report 2017. Enhancing Capacity for Implementing Rio Conventions.

Institute of Strategy and Policy on Natural Resources and Environment (ISPONRE) (2019). Project Annual Report 2018. Conservation of critical wetland protected areas and linked landscapes.

Institute of Strategy and Policy on Natural Resources and Environment (ISPONRE) (2018). Terminal Project Report. Enhancing Capacity for Implementing Rio Conventions.

Institute of Strategy and Policy on Natural Resources and Environment (ISPONRE) (2020). Project Annual Reporting 2019. Conservation of critical wetland protected areas and linked landscapes.

International Cooperation Department, Ministry of Agriculture and Rural Development (2018). 2017 Annual Project Progress Report to UNDP. Strengthening Capacity for Implementation of One Health in Viet Nam – Phase II (SCOH).

International Cooperation Department, Ministry of Agriculture and Rural Development (2019). 2018 Annual Project Progress Report to UNDP. Strengthening Capacity for Implementation of One Health in Viet Nam – Phase II (SCOH).

International Cooperation Department, Ministry of Agriculture and Rural Development (2020). 2019 Annual Project Progress report to UNDP. Strengthening Capacity for Implementation of One Health in Viet Nam – Phase II (SCOH).

Irish Aid, Socialist Republic of Vietnam, and UNDP (2017). Final Review Report: The Project “Support to the Implementation of Resolution 80 on Directions of Sustainable Poverty Reduction 2011-2020 and the National Target Program on Sustainable Poverty Reduction 2012-2015” (PRPP). Project Report, Hanoi.

Karner, A. and D.N. Dung (2019). Mid-term Review of the UNDP-GEF Project “Energy Efficiency Improvement in Commercial and High-Rise Residential Buildings in Viet Nam (EECB)”.

Klinckenberg Consultants (2018). Midterm Review. Promotion of Non-Fired Brick Production and Utilization in Viet Nam.

Kysela, D. and T.H. Yen (2018). Viet Nam POPs and Sound Harmful Chemicals Management Project. (PIMS 5154). Mid-term Review Report.

Lai, D.X. (2020). UNDP Climate Change and Environment Unit (CCEU). Achievements 2017-2020.

Loc, T.M. and B.C. Lien (no date). An Assessment of the Institutional Disaster Recovery System in Viet Nam. Final Consultancy Report.

Ministry of Industry and Trade (2012). Detailed Project Outline. Technical Assistance Project Supported by the United Nations. Strengthening capacity on climate change initiatives in the industry and trade sectors.

Ministry of Natural Resources and Environment (2018). 2017 Annual Project Progress Report. Viet Nam POPs and Sound Harmful Chemicals Management Project.

Ministry of Natural Resources and Environment (2020). 2019 Annual Project Progress Report. Viet Nam POPs and Sound Harmful Chemicals Management Project.

Ministry of Natural Resources and Environment (2020). Viet Nam POPs and Sound Harmful Chemicals Management Project. Project Terminal Report.

Ministry of Natural Resources and Environment (MONRE) (2019). Terminal Evaluation. Enhancing Capacity for Implementing Rio Conventions. Country: Viet Nam. Region: Asia and the Pacific.

Ministry of Planning and Investment (2018). Project Completion Report. Strengthening Capacity and Institutional Reform for Green Growth and Sustainable Development in Viet Nam (CIGG project).

MOLISA and UNDP (2016). Social Assistance in Vietnam: Review and Proposals for Reform. MOILISA and UNDP, Hanoi, Vietnam.

MOLISA and UNDP (2019). Project on Supporting the Improvement of Social Assistance System in Vietnam in the Period 2017-2020 (SAP 2): Report Results of Work Plan of 2019. Project Report, Hanoi.

MOLISA and UNDP (no date). Project to Support the Reform of Social Assistance System in the Period 2013-2017. Project Report, Hanoi.

MONRE (2019). The Sixth National Report to the United Nations Convention on Biological Diversity, <https://asean.chm-cbd.net/documents/sixth-national-report-viet-nam>.

National Target Program for Sustainable Poverty Reduction 2016-2020 at https://data.vietnam.opendevelopmentmekong.net/en/laws_record/decision-1722-qd-ttg-approving-national-target-program-for-sustainable-poverty-reduction-2016-2020

National Target Program on New Rural Development 2016-2020 at <https://thuvienphapluat.vn/van-ban/van-hoa-xa-hoi/Quyết-dinh-1600-QĐ-TTg-chương-trình-mức-tiểu-quốc-gia-xây-dựng-nông-thôn-mới-2016-2020-320132.aspx>

Nhan Dan (2020). Government Online Newspaper; January 11, 2020.

Nicholas Booth, Jenty Kirsche-Wood, Richard Marshall, Nguyen Thanh Van, and Pham Thu Lan (2017). Positioning UNDP for Effective Policy and Advocacy Mission Report. Hanoi.

Phuong, V.T. (2019). Final Report. Mangrove Monitoring System. GCF funded project “Improving the resilience of vulnerable coastal communities to climate change related impacts in Viet Nam”.

Prime Minister Decision No. 1772/2016/QĐ-TTg approving the National Target Program for Sustainable Poverty Reduction for the period 2016 – 2020, as well as the guideline for planning of target programs as an integral part of social-economic development planning (2016 – 2020) at the local level.

Prime Minister Decision No.1614/QĐ-TTg approving the master plan for “Transforming from Uni-Dimensional to Multi-Dimensional Poverty for the Period 2016 – 2020.

Queblatin, E. and V. T. H. Thu (2016). Report of the Terminal Evaluation of Developing National Biodiversity Strategy and Action Plan and Mainstreaming Biodiversity Conservation into Provincial Planning.

Regional Project: Promoting a Fair Business Environment in ASEAN – Country Report for Period of January-March 2019 (Q4 of UK FY 2018) and Vietnam Country Report for January- March 2020 (Q4 of UK FY 2019).

Resolution 88/2019/QH14 on approving Master Plan on Socio-economic development of Ethnic Minorities and Mountainous areas 2021-2030.

https://data.thailand.opendevelopmentmekong.net/en/laws_record/resolution-88-2019-qh14-on-approving-master-plan-on-socio-economic-development-of-ethnic-minorities

Resolution no. 142/2016/QH13 on Five-Year Socio-Economic Development Plan from 2016-2020.

<http://www.chinhphu.vn/portal/page/portal/English/strategies/strategiesdetails?categoryId=30&articleId=1005771>

Rijal, A and P.Q. Nam (2020). Final MTR. Improving the Resilience of Vulnerable Coastal Communities to Climate Change Related Impacts in Viet Nam.

Sharing Korea’s Anti-Corruption Initiative Assessment Tool – Final Narrative.

Tham C. Hoang, Marsha C. Black, Sandra L. Knuteson, Aaron P. Roberts (2019). Environmental Pollution, Management, and Sustainable Development: Strategies for Viet Nam and Other Developing Countries. *Environmental Management* (2019) 63: 433–436.

UN and Oxfam (no date). Policy Brief. Gender Equality in Climate Change Adaptation and Disaster Risk Reduction in Viet Nam.

UN Partnership to Promote the Rights of Persons with Disabilities (2018). Final Project Report (December 2016-June 2018): Strengthening the Role of DPOs to Advance Disability Rights in Vietnam. Hanoi.

UN Resident/Humanitarian Coordinator (2016). Report on the use of CERF funds. Viet Nam rapid response. Drought 2016.

UNDP (2016). ADR Evaluation Brief.

UNDP (2016). Country Programme Document for Viet Nam (2017-2021).

UNDP (2018). Final Report: Increasing Institutional Accountability, People’s Voice, and Access to Justice. Project Report, Hanoi.

UNDP (2018). Final Report: Project to Support the Reform of Social Assistance System in the period 2013-2017, Phase I. Project Report, Hanoi.

UNDP (2019). Final Progress Report: Livable Ho Chi Minh City Initiation Plan. Project Report, Hanoi.

UNDP (2019). Final Progress Report: Preparation for a Productivity and Competitiveness Project (PCP) for inclusive growth. Project Report, Hanoi.

UNDP (2019). Final Report: Preparation for a Full-Scale Project “Expanding Partnerships and Promoting Innovations for Eliminating Multi-Dimensional Poverty among Ethnic Minority Women” (PRPP II Initiation Plan). Project Report, Hanoi.

UNDP (2019). Final Report: Strengthening Human Rights Protection, Participation, Accountability in Vietnam. Project Report, Hanoi.

UNDP (2020). Graphic of UNDP Viet Nam Country Office in 2020 (Organigram).

UNDP (2020). Final Report: Ethnic Minority Women Economic Empowerment through Application of Industry 4.0 Technology. Project Report, Hanoi.

UNDP (2020). Final Report: Innovation for Inclusion – Reducing Inequalities and Leaving No One Behind. Project Report, Hanoi.

UNDP (2020). Human Development Indicators <http://hdr.undp.org/en/indicators/186606>.

UNDP (2020). Progress Report: Programme Development and Policy Advising on Inclusive Growth. Project Report, Hanoi.

UNDP and Connecting Business Initiative (no date). Landscape Assessment Report on Private Sector’s Engagement in Disaster Management in Vietnam. Hanoi.

UNDP and Danang Project Management (no date). Cooperation of Seoul Metropolitan Government and Danang City in Adaptation of SMG Clean Construction System. Project Report, Danang.

UNDP and SDC (2017). End of Project Report: The Vietnam Provincial Governance and Public Administration Performance Index (PAPI) (1 September 2011-30 June 2017). Project Report, Hanoi.

UNDP and WHO (2018). An integrated dengue early warning system driven by Earth Observations in Vietnam. Project Report.

UNDP and WHO (2019). An integrated dengue early warning system driven by Earth Observations in Vietnam. Project Report.

UNDP Istanbul Regional Hub (2018). UNDP-GEF Global Project “Technical Support to Eligible Parties to Produce the Sixth National Report to the CBD”. Report of the inception workshops for countries supported by the 6NR Project.

UNDP Viet Nam & Nature and Biodiversity Conservation Agency (2019). Final Report. Biodiversity Finance Initiative.

UNDP Viet Nam (2007). Support to GEF Eligible CBD Parties for carrying out 2010 Biodiversity Targets National Assessments (BD 4NR Phases I & II).

UNDP Viet Nam (2013). UN-REDD Viet Nam Phase II Programme: Operationalising REDD+ in Viet Nam.

UNDP Viet Nam (2014). Detailed Project Outline. Strengthening Capacity and Institutional Reform for Green Growth and Sustainable Development in Viet Nam (CIGG).

UNDP Viet Nam (2016). Country Programme Document for Viet Nam 2017-2021.

UNDP Viet Nam (2016). Gender Equality and Women’s Empowerment Strategy and Action Plan 2017-2021.

UNDP Viet Nam (2016). Management Response to the Assessment of Development Results of UNDP in Viet Nam.

UNDP Viet Nam (2016). Note on Viet Nam CO’s Impact on Gender Equality in the Country.

UNDP Viet Nam (2016). Project Implementation Review (PIR) of PIMS 3741 Promoting Climate Resilient Infrastructure in Northern Mountain Provinces of Viet Nam.

UNDP Viet Nam (2016). Terminal Evaluation of Promoting Climate Resilient Infrastructure in Northern Mountain Provinces of Vietnam.

UNDP Viet Nam (2017). 2017 Project Implementation Review (PIR). Adaptation programmatic approach. Promoting Climate Resilient Infrastructure in Northern Mountain Provinces of Vietnam.

UNDP Viet Nam (2017). Annual Performance Report (APR). Improving coastal community resilience.

UNDP Viet Nam (2017). Annual Progress Report. Initiation plan: Application of Green Chemistry in Viet Nam to support green growth and reduction in the use and release of POPs/harmful chemical (IP- Green Chemistry).

UNDP Viet Nam (2017). Initiation Plan. Support to project pipeline development and innovative business ideas in climate change and environment.

UNDP Viet Nam (2017). National Programme Progress Report. Vietnam. UN-REDD Programme.

UNDP Viet Nam (2017). Progress Report. Strengthening Capacities for Post Disaster Needs Assessment and Recovery Preparedness. Agreement 2016/379-30.

UNDP Viet Nam (2017). Project Implementation Review (PIR). Energy Efficiency in Commercial Buildings Project.

UNDP Viet Nam (2017). Project Implementation Review (PIR). Non-fired Brick Project.

UNDP Viet Nam (2017). Project Terminal Report. Strengthening Institutional Capacity for Disaster Risk Management in Viet nam Including Climate Change Related Risks, Phase II.

UNDP Viet Nam (2017). Results Oriented Annual Report.

UNDP Viet Nam (2017). UNDP Strategic Plan, 2018-2021.

UNDP Viet Nam (2018). 2nd Project Board Meeting. PDNA Rollout II. Strengthening capacities for Post Disaster Needs Assessment and Recovery Preparedness.

UNDP Viet Nam (2018). Final Report. Mainstreaming Natural Resource Management and Biodiversity Conservation Objectives into Socio-economic Development Planning and Management of Biosphere Reserve in Viet Nam - Project Preparation Grant.

UNDP Viet Nam (2018). Project Implementation Review (PIR). Energy Efficiency in Commercial Buildings Project.

UNDP Viet Nam (2018). Project Implementation Review (PIR). Non-fired Brick Project.

UNDP Viet Nam (2018). Project Implementation Review (PIR). Viet Nam LED Project.

UNDP Viet Nam (2018). Results Oriented Annual Report.

UNDP Viet Nam (2018). Viet Nam's Voluntary National review on the Implementation of the Sustainable Development Goals.

UNDP Viet Nam (2019). Annual Performance Report (APR). Reference Number (FP013): Improving the resilience of vulnerable coastal communities to climate change related impacts in Viet Nam.

UNDP Viet Nam (2019). Annual Progress Report. UNDP Low Emission Capacity Building (LECB) Programme.

UNDP Viet Nam (2019). Background Information. Promotion of Non-Fired Bricks (NFB) Production and Utilization in Viet Nam.

UNDP Viet Nam (2019). Infographic. LED Project Summary. Local Development and Promotion of LED Technologies for Advanced General Lighting in Viet Nam.

UNDP Viet Nam (2019). Initiation Plan. Project development and Innovative Policy Interventions in Climate Change and Environment.

UNDP Viet Nam (2019). Integrating Agriculture in National Adaptation Plans. Accumulated Quarterly Reports Q1 2017 to Q1 2019 (except Q3 2018).

UNDP Viet Nam (2019). Project Implementation Review (PIR). Energy Efficiency in Commercial Buildings Project.

UNDP Viet Nam (2019). Project Implementation Review (PIR). Green Chemistry in Viet Nam Project.

UNDP Viet Nam (2019). Project Implementation Review (PIR). Non-fired Brick Project.

UNDP Viet Nam (2019). Project Implementation Review (PIR). POPS and Sound Harmful Chemicals Management.

UNDP Viet Nam (2019). Project Implementation Review (PIR). Viet Nam LED Project.

UNDP Viet Nam (2019). Results Oriented Annual Report.

UNDP Viet Nam (2020). Annual Progress Report. International Conference on Sustainable Ocean Economy and Climate Change Adaptation

UNDP Viet Nam (2020). D-MOSS: Dengue forecasting Model Satellite-based System. Accumulated Milestone Reports 2-10.

UNDP Viet Nam (2020). Energy efficiency in high rise buildings: Lessons Learnt, Challenges and Opportunities. Project on Energy Efficiency Improvement in Commercial and High-Rise Residential Buildings in Viet Nam.

UNDP Viet Nam (2020). NDC Support Project: Viet Nam.

UNDP Viet Nam (2020). Private Sector Engagement Strategy in 2020.

UNDP Viet Nam (2020). UNDP Viet Nam Country Programme. Strategy and Achievements 2017-2020 (PowerPoint).

UNDP Viet Nam (2020). Annual Progress Report. Initiation Plan- Project Development and Innovative Policy Interventions in Climate Change and Environment.

UNDP Viet Nam (2020). List of Pipelines as of April 2020 (extracted from Atlas on 1 May 2020).

UNDP Viet Nam (2020). UNDP Viet Nam Country Programme. UNDP Viet Nam's COVID-19 Response (PowerPoint).

UNDP Viet Nam (2020). Viet Nam POPs and Sound Harmful Chemicals Management. Executive Summary of ET Evaluation.

UNDP Viet Nam (no date). Introductory Document. Post-Disaster Needs Assessment Methodology Adapted for Vietnam.

UNDP Viet Nam (no date). Introductory Document. Post-Disaster Needs Assessment Methodology Adapted for Vietnam, in the Housing Sector.

UNDP Viet Nam (no date). Introductory Document. Post-Disaster Needs Assessment Methodology Adapted for Vietnam, in the Agriculture Sector.

UNDP, Republic of Korea's Ministry of Foreign Affairs, and KOICA (2017). ISNC Final Report Vietnam 2015-2017. Project Report, Hanoi.

United Nations in Viet Nam (2016). One Strategic Plan for Viet Nam.

United Nations in Viet Nam (2017). Joint Audit of Delivering as One in Viet Nam. Report No. 1581.

United Nations in Viet Nam (2020). COVID-19 Socio-Economic Response Plan.

USAID and UNDP (2018). Project: Strengthening Capacity and Institutional Reform for Green Growth and Sustainable Development in Vietnam.

Van Noord, H. and V.V. Me (2018). Annual Review 2018 and Final Evaluation of the UN-REDD Viet Nam Phase II Programme.

Viet Nam Environment Administration (2018). 2017 Annual Project Progress Report. Capacity Building for the Ratification and Implementation of the Nagoya Protocol on Access and Benefit Sharing in Viet Nam.

Viet Nam Environment Administration (2019). 2018 Annual Project Progress Report. Capacity Building for the Ratification and Implementation of the Nagoya Protocol on Access and Benefit Sharing in Viet Nam.

Viet Nam Environment Administration (2020). 2019 Annual Project Progress Report. Capacity Building for the ratification and Implementation of the Nagoya Protocol on Access and Benefit Sharing in Viet Nam.

VNMAC, KOICA, and UNDP (2018). Korea-Vietnam Mine Action Project: 2018 Annual Progress Report. Project Report, Hanoi.

VNMAC, KOICA, and UNDP (2019). Korea-Vietnam Mine Action Project: 2019 Annual Progress Report. Project Report, Hanoi.

Wong, R. (2019). Terminal Evaluation of UNDP-BMU Project: Building Transformative Policy and Financing Frameworks to Increase Investment in Biodiversity Management - Phase I (BIOFIN). (UNDP PIMS ID: 3918).

World Bank (2020). Viet Nam Overview, <https://www.worldbank.org/en/country/vietnam/overview>.

World Bank Group (2019). Country Forest Note. Viet Nam.

ANNEX 8. STATUS OF COUNTRY PROGRAMME OUTCOME INDICATORS

As reported by the Country Office in the Results Oriented Annual Reports

Indicator ²⁹	Baseline	Target (2021)	Status/Progress		
			2017	2018	2019
Outcome 1: By 2021, all people benefit from inclusive and equitable social protection systems and poverty reduction services, which will reduce multidimensional poverty and vulnerabilities					
Indicator 1.1 Proportion of men, women and children living in poverty in all its dimensions according to national definitions ³⁰	21.3%	12.3%	Not applicable Type: Quantitative Data: Not reported	Target reached Type: Quantitative Data: 12.2%	Target surpassed ³¹ Type: Quantitative Data: 10.18%
Output 1.1: National Targeted Programmes (NTPs) reduce entrenched and extreme poverty in ethnic minority and remote communities especially among women					
Indicator 1.1.1 Extent to which NTP systems and institutional measures are implemented at the national and subnational levels to generate and strengthen employment and livelihoods for women and men ³²³³	1 (National) 1 (Sub-Nat.)	4 (National) 4 (Sub-Nat.)	No progress	Progress	Progress
			type: Qualitative Data: 1 (National) 1 (Subnational)	Type: Qualitative Data: 2 (National) 2 (Subnational)	Type: Qualitative Data: 3 (National) 3 (Subnational)
Output 1.2: National and subnational systems institutions and policies reduce multidimensional poverty exclusion and inequality particularly for urban settings					
Indicator 1.2.1 Number of gender-disaggregated national and subnational baselines and diagnostics carried out to inform policy responses ³⁴	1 (National) 1 (Sub-Nat.)	4 (National) 4 (Sub-Nat.)	No progress	Progress	Progress
			Type: Quantitative Data: 1 (National) 1 (Subnational)	Type: Quantitative Data: 2 (National) 2 (Subnational)	Type: Quantitative Data:3 (National) 3 (Subnational)
Output 1.3: Social protection is progressively expanded based on a life-cycle approach and universal floor coverage					
Indicator 1.3.1 Number of women and men benefiting from regular life-cycle social assistance cash transfers (disaggregated by scheme) ³⁵	1,700,000 (women)	2,600,000 (women)	No progress	Progress	Progress
	1,000,000 (Men)	1,100,000 (Men)	Type: Quantitative Data: 1,700,000 (women) 1,000,000 (Men) 2,700,000 (Total)	Type: Quantitative Data: 1,799,524 (women) 1,058,544 (Men) 2,858,068 (Total)	Type: Quantitative Data: 1,916,291 (women) 1,125,440 (Men) 3,041,731 (Total)
	2,700,000 (Total)	3,700,000 (Total)			
Outcome 2: By 2021, Viet Nam has accelerated its transition to low-carbon and green development, and enhanced its adaptation and resilience to climate change and natural disasters, with a focus on empowering the poor and vulnerable groups					
	0.75%	0.6%	Not applicable	Target reached	Target reached

²⁹ "Indicator," "baseline," "target" and "status / progress" were extracted from Corporate Planning System.

³⁰ Source: Ministry of Labour, Invalids and Social Affairs administrative data (annually); General Statistics Office, Viet Nam Household Living Standards survey data (biennial)

³¹ The annual target is: reduction in poverty rate by at least 1% per year. 2019 figure: total 10.18% (of which 5.23% poor; 4.95% near poor)

³² Source: Gender-disaggregated NTP monitoring data.

³³ 1 – Inadequate; 2 - Barely adequate; 3 - Somewhat adequate; 4 - largely adequate; 5 - Adequate

³⁴ Source: Project M&E data

³⁵ Indicator 1.3.1 Number of women and men benefiting from regular life-cycle social assistance cash transfers (disaggregated by scheme)

Indicator ²⁹	Baseline	Target (2021)	Status/Progress		
			2017	2018	2019
Indicator 2.1 Annual average direct disaster economic loss in relation to GDP, including disaster damage to critical infrastructure and disruption of basic services ^{36,37}			Type: Quantitative Data: Not reported	Type: Quantitative Data: 0.36%	Type: Quantitative Data: 0.22%
Indicator 2.2 Forest area as a proportion of total land area ³⁸	40.7%	42%	Not applicable Type: Quantitative Data: Not reported	Progress Type: Quantitative Data: 41%	Progress ³⁹ Type: Quantitative Data: 41.6%
Output 2.1: Reduced greenhouse gas emissions in key sectors and cities through low-emission and green development					
Indicator 2.1.1 Number of tons of CO2 equivalent reduction from UNDP-assisted expansion of renewable energy access and energy efficiency ⁴⁰	0	2,000,000	Not applicable type: Quantitative Data: Not reported	Progress Type: Quantitative Data: 1,817,176	Target nearly reached Type: Quantitative Data: 1,976,061
Output 2.2: Adaptation and resilience of vulnerable communities to climate change and disasters increased through UNDP-assisted scale up of community actions					
Indicator 2.2.1 Number of poor/vulnerable women and men gaining access to enhanced climate-resilient housing and infrastructure ⁴¹	4,080 (women) 3,920 (Men) 8,000 (Total)	15,300 (women) 14,700 (Men) 30,000 (Total)	Type: Data: 4,080 (women) 3,920 (Men) 8,000 (Total)	Type: Data: 16,200 (women) 10,800 (Men) 27,000 (Total)	Type: Data: 20,118 (women) 12,882 (Men) 33,000 (Total)
Indicator 2.2.2 Extent to which new policies and systems are in place at national and sub-national levels to support climate adaptation and risk reduction ⁴²	1 (National) 1 (Sub-Nat.)	4 (National) 4 (Sub-Nat.)	No change Type: Qualitative Data: 1	No change Type: Qualitative Data: 1	Not applicable Type: Qualitative Data: Not reported
Output 2.3: Policies systems and technologies in place to enable people to benefit from sustainable management of natural resources (forests ecosystems) and reduced environmental and health risks					
Indicator 2.3.1 Number of women and men benefiting from UNDP-assisted sustainable management of natural	23,764 (women) 23,008 (Men) 46,772 (Total)	862,000 (women) 697,000 (Men)	Not applicable Type: Quantitative Data: Not reported	Progress Type: Quantitative Data: 196,228 (women) 189,453 (Men)	Not applicable Type: Quantitative Data: Not reported

³⁶ -Source: Ministry of Agriculture and Rural Development reporting on loss and damage (annual); General Statistics Office, GDP data (annual)

³⁷ Baseline is the average for the 2006-2015 period; Target is the average for the 2012-2021 period. Though the period for calculating the annual average has been changed by the Government of Viet Nam (compared to the baseline period), the CO believes that this data can still be used to show the changes over time.

³⁸ Source: Ministry of Agriculture and Rural Development reporting on forest cover (annual)

³⁹ More details can be found in the Decision by Minister of Agriculture and Rural Development Announcing National Forest Status in 2016 (<http://bit.ly/2Bzt88l>)

⁴⁰ Source: Independent evaluations and project reports.

⁴¹ Source: Independent evaluations and project reports, aggregate from UNDP interventions in climate change adaptation/disaster risk reduction.

⁴² Source: Government policies and project reports; Index from 0 - 5

Indicator ²⁹	Baseline	Target (2021)	Status/Progress		
			2017	2018	2019
resources, forests, ecosystem services, and chemicals and waste ⁴³⁴⁴		1,559,000 (Total)		385,681 (Total)	
Outcome 3: By 2021, participatory and transparent decision-making processes and accountable institutions are strengthened, with policies and implementation mechanisms that are responsive to all people, particularly vulnerable groups, women, youth and children					
Indicator 3.1 Proportion of seats held by women in the National Assembly and local governments ⁴⁵⁴⁶					Type: Quantitative
National Assembly	24.4%	35%	No change Data: 24.4%	No change Data: 24.4%	No change Data: 24.4%
Provincial Government	25.7%	35%	No change Data: 25.7%	No change Data: 25.7%	No change Data: 25.7%
District Government	24.6%	35%	No change Data: 24.6%	No change Data: 24.6%	No change Data: 24.6%
Commune Government	27.7%	35%	No change Data: 27.7%	No change Data: 27.7%	No change Data: 27.7%
Indicator 3.2 Percentage of the population satisfied with their last experience of public services ⁴⁷					Type: Quantitative
National aggregate proportion ⁴⁸	74%	80%	Not applicable Data: Not reported	Target reached Data: 82.99%	No change ⁴⁹ Data: 82.99%
Percentage of the population satisfied with their last experience of public certification services	81%	85%	Not applicable Data: Not reported	Regression Data: 80%	Progress Data: 84%
Percentage of the population satisfied with their last experience of public service for construction permits	71%	80%	Not applicable Data: Not reported	Progress Data: 75.5%	Target reached and surpassed Data: 83%
Percentage of the population satisfied with their last experience of public service for Land Use Right Certificates	61%	80%	Not applicable Data: Not reported	Progress Data: 67.6%	Progress Data: 71%
Percentage of the population satisfied with their last experience of public service for personal papers	81%	85%	Not applicable Data: Not reported	Regression Data: 79%	Target Reached Data: 85%
Quality rating of health care service at district public hospitals (on the 10-point scale)	5.22	7	Not applicable Data: Not reported	Regression Data: 5.12	Progress Data: 5.97
	4.99		Not applicable	Regression	Progress

⁴³ Source: National reports to United Nations conventions, independent evaluations and project reports

⁴⁴ aggregate from UNDP interventions in biodiversity, environmental protection, persistent organic pollutants and REDD

⁴⁵ Source: Office of the National Assembly report (annual)

⁴⁶ The proportions associated with the four sub-indicators will not be changed until 2021, as the current term of National Assembly is from 2017 to 2021.

⁴⁷ Source: Ministry of Home Affairs Public Administration Reforms Index Report (annual); Viet Nam Provincial Governance and Public Administration Performance Index (PAPI), produced by the Viet Nam Fatherland Front and UNDP (nationwide, annual)

⁴⁸ Baseline is based on the sampling of 10 localities in the Satisfaction Index of Public Administration Services, Ministry of Home Affairs.

⁴⁹ There is no survey in 2019, thus data for 2019 is not available. The figure provided is the data from 2018.

Indicator ²⁹	Baseline	Target (2021)	Status/Progress		
			2017	2018	2019
Quality rating of public primary school (on the 8-point scale)		6	Data: Not reported	Data: 4.66	Data: 4.88
Output 3.1: Functions and capacity of the rule of law institutions supported including to strengthen the protection of human rights and improve access to justice and redress					
Indicator 3.1.1 Number of women and men with access to legal aid service ⁵⁰	57,695 (Women) 63,492 (Men) 121,187 (Total)	135,000 (Women) 135,000 (Men) 270,000 (Total)	Progress Type: Quantitative Data: 97,742 (Women) 109,400 (Men) 207,142 (Total)	Progress Type: Quantitative Data: 117,778 (Women) 139,991 (Men) 257,689 (Total)	Progress Type: Quantitative Data: 122,929 (Women) 148,381 (Men) 271,310 (Total)
Output 3.2: Increase in women's participation in decision-making and representation in leadership positions					
Indicator 3.2.1 Number of women benefiting from measures to support preparedness for leadership and decision-making roles ⁵¹	6,700	12,700	No change Type: Quantitative Data: 6,700	Progress Type: Quantitative Data: 6,795	No change Type: Quantitative Data: 6,795
Output 3.3: Frameworks and dialogues processes strengthened for effective and transparent engagement of civil society in national development					
Indicator 3.3.1 Extent to which there is a strengthened environment for civic engagement, including legal/regulatory framework for civil society organizations to function in the public sphere and contribute to development, and effective mechanisms/platforms to engage civil society (with a focus on women, youth, and vulnerable groups) ^{52,53}	1	1	No change Type: Qualitative Data: 1	No change Type: Qualitative Data: 1	No change Type: Qualitative Data: 1
Output 3.4: Legal framework improved and accountability of institutions enhanced to address awareness prevention and enforcement of anti-corruption measures across sectors and stakeholders					
Indicator 3.4.1 % of deficiencies identified in United Nations Convention against Corruption gap analysis are agreed to be addressed by the Government ⁵⁴	0%	50%	Not applicable Type: Quantitative Data: Not reported	No change Type: Quantitative Data: 0%	Not applicable Type: Quantitative Data: Not reported
Output 3.5: National data collection measurement and analytical systems in place to monitor progress on the Sustainable Development Goals and to inform plans policies and budgets at national and subnational levels					
	3	4	Not applicable	No change	No change

⁵⁰ Ministry of Justice, project reports

⁵¹ Project reports

⁵² M&E data; policy/legal reform monitoring.

⁵³ 1- Inadequately; 2 - Somewhat adequate; 3 - Partially adequate; 4 - Largely adequate; 5 - Adequate

⁵⁴ Source: Convention review report (Cycle 2)

Indicator ²⁹	Baseline	Target (2021)	Status/Progress		
			2017	2018	2019
Indicator 3.5.1 Extend to which dis-aggregated data is being used to monitor progress on national development goals aligned with the Sustainable Development Goals ⁵⁵⁵⁶			Type: Qualitative Data: Not reported	Type: Qualitative Data: 3	Type: Qualitative Data: 3

⁵⁵ General Statistics Office reporting

⁵⁶ 1 - Not at all; 2 – Barely; 3 – Partially; 4 – Largely; 5 - Fully



IEO | INDEPENDENT
Evaluation Office
United Nations Development Programme

Independent Evaluation Office
United Nations Development Programme
One UN Plaza, DC1-20th Floor
New York, NY 10017, USA
Tel. +1(646) 781 4200



[/www.undp.org/evaluation](http://www.undp.org/evaluation)



[/UNDP_Evaluation](https://twitter.com/UNDP_Evaluation)



[/ieoundp](https://www.facebook.com/ieoundp)



[/evaluationoffice](https://www.youtube.com/evaluationoffice)

Evaluations for a #strongerUNDP