



# United National Development Assistance Framework for Kenya

2018-2022

Final Evaluation Report

January 2022



## Map of Kenya



## Evaluation Team

Name	Role
Craig Naumann	Team Leader
Tom Mogeni Mabururu	Team Member
Michael Karanja	Team Member

## Acknowledgments

We would like to thank the UN Resident Coordinator for giving us the opportunity to undertake this evaluation. We also extend our appreciation to the evaluation managers – Jane Oteba, Zipporah Gathiti and Simon Pierre TEGANG, for guiding us through the stages of this evaluation. Finally, our sincere thanks to the UN staff, government officials, civil society and private sector stakeholders for providing critical information that informed the findings and recommendations of this evaluation. Your efforts helped address the needs of this assessment.

## Table of Contents

Executive Summary	1
Section 1: Introduction and Background	5
1.1 Introduction	5
1.2 Kenya's Development Context and National Development Priorities	5
1.3 The design of the Kenya UNDAF 2018-2022	6
1.4 Evaluation objectives and scope	8
1.4.1 Objectives	8
1.4.2 Evaluation scope	9
1.4.3 Users of the evaluation	9
1.4.4 Evaluation criteria and questions	9
1.5 Evaluation methodology	10
1.5.1 Evaluation approach	10
1.5.2 Data collection methods	10
1.5.3 Data quality assurance and analysis	11
1.5.4 Limitations encountered during the evaluation	11
1.5.5 Evaluation process	11
Section 2: Evaluation Findings	13
2.1 Relevance	13
2.2 Effectiveness of the UNDAF	16
2.3 Efficiency	36
2.4 Sustainability of the UNDAF	38
Section 3: Conclusions and Recommendations	40
3.1 Conclusions	40
3.2 Recommendations	42
5. Annexes	45

## List of Tables

Table 1: The UNDAF 2018-2022 SRAs and Outcomes .....	7
Table 2: Estimated UNDAF budget by SRAs .....	8
Table 3: Budget by Outcomes .....	8
Table 4: UNDAF aligned with national planning frameworks.....	14
Table 5: Results achievement for Outcome 1.1 .....	17
Table 6: Results achievement for Outcome 1.2 .....	19
Table 7: Results Achievement for Outcome 1.3.....	21
Table 8: Results Achievement for Outcome 2.1 .....	22
Table 9: Results Achievement for Outcome 2.2.....	23
Table 10: Results Achievement for Outcome 2.3.....	24
Table 11: Results Achievement for Outcome 2.4.....	25
Table 12: Results Achievement for Outcome 2.5.....	26
Table 13: Results Achievement for Outcome 2.6.....	26
Table 14: Results Achievement for Outcome 2.7.....	29
Table 15: Results Achievement for Outcome 2.8.....	30
Table 16: Results Achievement for Outcome 3.1.....	31
Table 17: Results Achievement for Outcome 3.2.....	32
Table 18: Results Achievement for Outcome 3.3.....	33

## List of Figures

Figure 1: UNDAF Alignment with national priorities .....	14
Figure 2: Ratings on UN neutrality and as trusted by partner.....	16
Figure 3: Performance of outcome indicators per strategic results area .....	17
Figure 4: Performance of all UNDAF outcome indicators .....	17
Figure 5: Likelihood of sustainability of UNDAF results .....	38

## List of Acronyms

ADB	African Development Bank
AFPs	Agencies, Funds and Programmes
AWP	Annual Work Plan
BOS	Business Operations Strategy
CCA	Common Country Assessment
COVID-19	Coronavirus Disease 2019
CPD	Country Programme Document
CSO	Civil Society Organization
CVD	Cardiovascular Disease
CVE	Countering Violent Extremism
DAC	Development Assistance Committee
DaO	Delivering as One
DRM	Disaster Risk Management
DRR	Disaster Risk Reduction
ECD	Early Childhood Development
ECE	Early Childhood Education
EU	European Union
FAO	Food and Agricultural Organization
FTP	Financial and Technical Partner
FPI	Flagship Programme Initiative
GA	General Assembly
GBV	Gender Based Violence
GDP	Gross Domestic Product
GNI	Gross National Income
GEF	Global Environmental Facility
GEWE	Gender Equality and Women's Empowerment
GFP	Global Focal Point
GoK	Government of Kenya
HCT	Humanitarian Country Team
HDI	Human development index
HIV/AIDS	Human Immunodeficiency Virus/Acquired Immunodeficiency Syndrome
HRBA	Human Rights-based Approach
IDP	Internally Displaced Person
ICT	Information and Communication Technology
IEO	Independent Evaluation Office
ILO	International Labour Organization
ILRI	International Livestock Research Institute
IOM	International Organisation for Migration
JICA	Japan International Cooperation Agency
JP	Joint Programme
LNOB	Leaving No One behind
M&E	Monitoring and Evaluation
KNBS	Kenya National Bureau of Statistics
KNCCI	Kenya National Chamber of Commerce and Industry
KNCHR	Kenya National Commission on Human Rights
KPHC	Kenya Population and Housing Census
NCPD	National Council for Population and Development
NDS	National Development Strategy
NGO	Non-governmental organization
NWOW	New Way of Working

OECD	Organisation for Economic Cooperation and Development
OHCHR	Office of the High Commissioner for Human Rights
OMT	Operations Management Team
PBF	Peace Building Fund
PMT	Programme Management Team
PVE	Preventing Violent Extremism
RoAR	Results-oriented Annual Report
RBM	Results-based Management
RoL	Rule of Law
SDG	Sustainable Development Goal
SGBV	Sexually and gender-based violence
SRA	Strategic Result Area
ToC	Theory of Change
ToR	Terms of Reference
TVET	Technical and Vocational Education and Training
UN	United Nations
UNCT	United Nations Country Team
UNDAF	United Nations Development Assistance Framework
UNDCO	United Nations Development Coordination Office
UNDP	United Nations Development Programme
UNEG	United Nations Evaluation Group
UNEP	United Nations Environmental Programme
UNRCO	United Nations Resident Coordinator Office
UNESCO	United Nations Educational, Scientific and Cultural Organisation
UNFPA	United Nations Fund for Population Activities
UNHCR	United Nations High Commissioner for Refugees
UNICEF	United Nations Children's Fund
UNIDO	United National Industrial Development Organization
UNOCHA	United Nations Office for the Coordination of Humanitarian Affairs
UNV	United National Volunteers
UPR	Universal Periodic Review
USAID	United States Agency for International Development
UNSDCF	United Nations Sustainable Development Cooperation Framework
UN Women	United Nations Entity for Gender Equality and the Empowerment of Women
WASH	Water, Sanitation and Hygiene
WHO	World Health Organisation

## Executive Summary

### 1. Objectives and scope of the evaluation

The purpose of the evaluation was to provide a detailed analysis of the UNDAF's performance to ensure accountability towards external and internal stakeholders; identify lessons learned to inform the development of the next UN cooperation cycle and decision making. The objectives of the evaluation were to assess i. the extent to which the UN agencies in Kenya have been accountable to the realization of UNDAF results and contributed to national development priorities; ii. the factors that have contributed to the results and identify key lessons that will inform development of the following UN development cooperation framework; and iii. whether the strategies and implementation mechanisms of the UNDAF have been effective and efficient in the realization of results and addressing challenges, informing future decision making.

The scope of the evaluation process included all interventions implementation and the national and county level and across the 14 outcomes of UNDAF as well as cross-cutting issues including Leaving No One Behind (LNOB), human rights, gender, sustainability resilience and accountability. The evaluation covered the period June 2018 to October 2021.

### 2. Methodology

The evaluation was conducted as per the United Nations Evaluation Group (UNEG) norms and standards and ethical guidelines and OECD/DAC (Organization for Economic Co-operation and Development/ Development Assistance Committee) criteria of relevance, effectiveness, efficiency and sustainability. The evaluation also applied the theory-based approach by reconstructing UNDAF theory of change, the participatory process that allowed involvement of all key stakeholders and applied a mixed method approach involving the use of qualitative and quantitative data collection methods. Data was collected through a desk review of documents, key informant interviews purposively selected, and a stakeholder survey administered electronically using a structured questionnaire. Data was collected virtually to mitigate the COVID-19 pandemic. Standardized or the same data instruments for interviews were used to ensure data quality. This guaranteed respondent's data can be compared, collecting data from multiple sources and presenting preliminary results to the UN technical team and UN and Government stakeholders. Data were analyzed using qualitative and quantitative techniques to arrive at the evaluation exercise's findings, conclusions, and recommendations.

### 3. Key findings

The key findings for each evaluation criteria and associated evaluation questions are as follows:

#### 3.1 Relevance

- i. Although the CCA itself lacked adequate and balanced county-level analysis, the UNDAF outcomes emerged from and adequately addressed the issues identified in the Common Country Assessment (CCA).
- ii. UNDAF was fully responsive to International Development Framework (SDGs) and International Human Rights Treaties. However, integrating the human rights approach to programming, environmental sustainability mainstreaming and disability sensitive implementation and monitoring across all outcomes was inadequate.
- iii. UNDAF was full aligned to national priorities as defined in the National Development Framework and as such the alignment was maintained at the implementation level through UN/GoK collaboration in oversight, planning, and implementation. Likewise, UN agencies aligned their programmes with country-level plans.
- iv. UNDAF was full aligned to national priorities as defined in the National Development Framework. The alignment was maintained at the implementation level through UN/GoK collaboration in oversight, planning, and implementation. Likewise, UN agencies aligned their programmes with country-level plans.
- v. UNDAF planning mechanism was adequately flexible to enable the UN to adjust its support by involving national contexts through development of annual work plans and adjustments of outputs, which



- allowed repurposing of resources and re-programming.
- vi. The flexibility of the UNDAF was further demonstrated in the UN-coordinated response to humanitarian emergencies such as COVID-19 pandemic, Cholera, desert locust infestation etc., through repurposing funds, re-programming and technical support to the government.
- vii. The UN comparative advantage includes alignment and co-creation of UNDAF with government, neutrality and being a trusted partner and convener and applying these comparative advantages carries according to geography (i.e., counties), sector and upstream and downstream work.

### **3.2 Effectiveness**

- i. UNDAF results framework was pitched at the outcome level. Of the indicators with data available, 21.5% were on track, 17.7% had slow progress, and 6.3% were stagnating or regressing. However, 54% of the indicators had no data because most depend on surveys done in 5-to-10-year cycles while UNDAF covers four years.
- ii. Whereas the UN was increasingly supporting countries, the UNDAF outcome data lacked country disaggregation.
- iii. The outcomes were designed and delivered primarily on a silo, reducing the potential synergies and effectiveness of UNDAF. For instance, WASH, Health, Nutrition and food security had their outcomes, yet they can be merged to maximize synergies and impact. Consequently, the UNDAF had 14 outcomes which were considered too many.
- iv. Joint programming provided an opportunity for integration and delivery, which improved UNDAF performance.
- v. In all outcomes, there was a clear theory of change with logic on how the UN contributed to the UNDAF outcomes. However, the UN contribution was largely determined by the resources available.
- vi. There was adequate flexibility in planning at output/activity level, which allowed the UN/Government to adapt to changes in strategy, policy or context.
- vii. There was inadequate focus on youth programming.
- viii. Cross-border joint programming was not successful as those that were established lacked adequate resources, had sectoral focus and faced complexities in cross border management.

### **3.3 Application of the principles of integrated programming**

- i. LNOB and HRBA principles were incorporated in UN programmes to a large extent but lacked adequate data for planning and monitoring partly due to weaknesses in M&E systems
- ii. The UN integrated gender into its programming and supported the government to incorporate gender in its institutions despite the UN Gender Working Group not functioning as anticipated
- iii. The UN SRAs and Outcome Results Groups played a crucial role in coordinating planning, implementation, monitoring and reporting; however, routine forums mainly focused on activity progress rather than outcome results and impacts
- iv. Development-humanitarian-peace nexus elements are in different outcomes and were inadequately integrated across all outcomes
- v. The SDG partnership platform helped to generate resources, but its vision is not uniformly shared among all partners

### **3.4 Efficiency**

- i. The UN effectively leveraged government resources and capacities to implement UNDAF, which contributed to the achievement of UNDAF outputs.
- ii. The UN leveraged resources of civil society organizations and networks and communities' actors to implement support for community-based interventions, strengthen advocacy and social accountability, public participation in the development process, and generate demand for services, contributing to UNDAF outputs.
- iii. The UN utilized partnerships, particularly the SDG partnership platform to unlock financial and technical capacities of the private sector and philanthropies to support SDGs, which are central to UNDAF, but the potential of this platform can be enhanced by ensuring all members share its vision and expectations.

- iv. UN mobilized financial resources to support UNDAF implementation. Still, there were funding gaps when comparing funds mobilized against the project budget, which affected the delivery of UNDAF as designed, leading to downscaling of some programmes.
- v. UN has put in place mechanisms for harnessing and leveraging the capacities of individual agencies to deliver UNDAF outputs such as joint programming, integration across UNDAF SRAs, Delivering as One and the Business Operations Strategy but the potential of these mechanisms was not optimized.

### **3.5 Sustainability**

- i. The alignment of UNDAF to national priorities and government work plans, co-funding some activities with government and government leadership in the implementation of UNDAF has strengthened government ownership, which contributes to the sustainability of UNDAF gains.
- ii. Recognition and utilization of a high level of expertise among government personnel at national and sub-national levels are likely to contribute to the durability of gains made through UNDAF.
- iii. UN focus on institutional strengthening and capacity building in all outcomes is a crucial prerequisite for sustainability.
- iv. The enabling environment created through policies, legislation, strategies and systems developed with UN support will have a lasting positive effect.
- v. As a flip side of sustainability, resilience did not receive significant attention and was not integrated across all outcomes, and the COVID-19 pandemic exposed this.

### **4. Conclusion**

The conclusion of the evaluation is as follows;

- i. The Common Country Assessment that informed UNDAF 2018-2022 was pitched at the national level, had less focus, and provided limited guidance for UN work at the county level.
- ii. The UN in Kenya has a clear and highly rated comparative advantage, but there is a risk of UN role and influence declining if the application of the relative advantages does not evolve in tandem with Kenya's changing social-economic and political context
- iii. With the declining donor funding to Kenya and variations in progress across SDGs at national and county levels, the UN should consider its positioning via the UN Cooperation Framework to maximize its value addition.
- iv. UNDAF generally contributed to the outcomes set out in the results framework, but the silo design of UNDAF hindered its coherence and synergies across outcomes and limited its potential to maximize its results
- v. UNDAF results framework served to track key outcome indicators, but the focus was at the national level, and there was no country disaggregation while a considerable percentage (54%) of the indicators lacked data
- vi. Fundamental integrated programming principles were to varied extent integrated into UNDAF, but various weaknesses, including lack of data and clear guidance in mainstreaming, affected optimal integration of these principles
- vii. The UN response to humanitarian emergencies was one of the vital solid points for UNDAF. However, the integration of the development-humanitarian-peace triple nexus that could strengthen resilience and preparedness to reduce shocks and improve the country's response to emergencies was inadequate.
- viii. The UNDAF coordination structures played a crucial role in UNDAF coordination, implementation, monitoring and reporting but limited integration across outcomes and SRAs hindered optimization of UNDAF results.
- ix. Although the UNDAF has included measures that are likely to sustain gains made, limited government funding to some departments and less focus on resilience may hinder the sustainability of UNDAF results

### **5. Recommendations**

- i. Expand the scope of the Common Country Assessment to include comprehensive identification of socio-economic development issues by county
- ii. Develop an UN-wide framework to guide the alignment of UN individual agencies programming with CIPDs to improve harmonization of UN work at the county level

- iii. UN should use the next UN Sustainable Development Cooperation Framework to re-engineer its positioning in Kenya to prioritize issues, geographical and population targeting, and strategies that match its capacity and comparative advantages to maximize its value addition.
- iv. Develop a UNSDCF that is integrated across sectors to improve programme cohesion, maximize synergies and promote Delivering as One
- v. Develop a results framework and improve UNINFO to capture and disaggregate data by counties and also ensure indicators selected have transparent data sources that can provide data within the UNSDCF period
- vi. Develop a monitoring framework for the UN principles of integrated programming to allow for monitoring and availability of data to assess the practical application of these principles
- vii. Take deliberate steps to integrate development-humanitarian-peace triple nexus in the next UNSDCF
- viii. Revisit and establish fit for purpose UNSDCF coordination structures that promote synergies and effectively utilize expertise within the UN
- ix. Strengthen resilience of systems and capacities of national and county governments across all outcomes/sectors to improve the sustainability of gains made.

## Section 1: Introduction and Background

### 1.1 Introduction

The UN Country Team, in collaboration with the Government of Kenya, commissioned the evaluation of the Kenya UN Development Assistance Framework (UNDAF) 2018-2022 in October 2021. This was an independent, participatory and consultative system-wide evaluation to contribute to transparency, accountability and collective learning. The evaluation findings were to essentially inform the next UN cooperation framework and UN agencies' country programmes from 2022-2027. This report details the findings, conclusions and recommendations of this evaluation.

### 1.2 Kenya's Development Context and National Development Priorities

Kenya is an East African country with a population of 47.6 million people in a geographical area spanning 580,367 square kilometers<sup>1</sup>. Classified as a lower middle-income economy, Kenya aims to transform its economy and lift itself to the status of an industrialized middle-income country offering a high quality of life to all citizens by 2030<sup>2</sup>. Kenya's economic growth averaged 5.7% over the period 2015-2019, making it one of the fastest growing economies in Sub-Saharan Africa, with performance of the economy having been boosted by a stable macroeconomic environment, positive investor confidence and a resilient services sector<sup>3</sup>.

In terms of governance, Kenya adopted a new Constitution in 2010 with a bicameral parliament and a devolved governance structure comprising a national government and 47 country governments. Constitution clearly defines the functions of the national government and county governments<sup>4</sup>. In addition, the Constitution recognizes the disparities in socio-economic indicators among the countries and, consequently, establishes an equalization fund to support the marginalized countries<sup>5</sup>. Although devolution has taken shape and has brought some benefits in terms of decentralization of resources and service delivery, county governments have encountered political, fiscal and administrative challenges in the delivery of services to Kenyans. Uneven development has brought natural resource conflicts, polarized politics and frayed social trust, leading to tensions and this is expected to increase as the country moves towards 2022 elections<sup>6</sup>.

However, Kenya has made significant gains in human capital development, including reducing the under-five child mortality rate from 52 in 2018 to 47 deaths per 1000 live births in 2020, reduction of maternal mortality ratio from 362 in 2018 to 330 per 100,000 live births in 2020<sup>7</sup>. While the healthcare system has faced challenges recently, including due to the COVID-19 pandemic, devolved health care and free maternal health care at all public health facilities will improve health care outcomes and develop a more equitable health care system (World Bank). In the education sector, Gross Enrollment Rate (GER) at primary school level improved from 104.4% in 2018 to 100.2% in 2019 but there was a further reduction to 99.6% in 2020. Secondary school GER increased from 70.3% in 2018 to 71.2% in 2019<sup>8</sup>. Interventions and increased spending on health and education is paying dividends. Access to safe drinking water and appropriate sanitation facilities remains low. The proportion of the population using safely managed drinking water services increased marginally from 22.6% in 2018 to 24.2% in 2020, and the population that uses safely managed sanitation services, increased from 20% in 2018 to 29% in 2020<sup>9</sup>.

In terms of sustainable growth, youth unemployment remains a big challenge, as 8 out of every 10 jobless Kenyans are aged between 15-34 years. In 2020, 35.65% of the population was living below the poverty line earning less than \$1.9 as compared to 36.1% in 2015/16<sup>10</sup> indicating a very slight reduction. The country has

---

<sup>1</sup> 2019 Kenya Population and Housing Census Report, Kenya Bureau of Statistics

<sup>2</sup> Kenya Vision 2030

<sup>3</sup> The World Bank in Kenya. Overview: <https://www.worldbank.org/en/country/kenya/overview#1>

<sup>4</sup> Kenya Constitution, 2010, Fourth Schedule

<sup>5</sup> The Constitution of Kenya, 2010, Article 204

<sup>6</sup> Natasha W Kimani, May 11, 2020. Meeting the Promise of the 2010 Constitution: Devolution, Gender and Equality in Kenya, <https://www.chathamhouse.org/publication/meeting-promise-2010-constitution-devolution-gender-and-equality-kenya>

<sup>7</sup> UN in Kenya Annual Report, 2020

<sup>8</sup> Education Sector Report, 2021. The Kenya National Treasury

<sup>9</sup> <https://blogs.worldbank.org/african/why-kenyas-sanitation-challenge-requires-urgent-attention>

<sup>10</sup> World Bank, Poverty and Equity Brief, 2020

deep structural inequalities. For instance, less than 0.1% of the population (8,300 people) own more wealth than the bottom 99.9% (more than 44 million people). The wealthiest 10% of people in Kenya earned on average 23 times more than the poorest 10%<sup>11</sup>. Agriculture remains the dominant sector, accounting for 23% per cent of the total value of the economy in 2020<sup>12</sup>.

Climate change is also having a detrimental effect on Kenya's agricultural productivity. Many parts of the country cannot produce sufficient food from rain-fed agriculture, and therefore are exposed to frequent food insecurity. The arid and semi-arid (ASAL) countries depend mainly on livestock production, which is often adversely affected by drought and other effects of climate change. As a result, resource induced conflict is highly prevalent in the ASAL countries<sup>13</sup>.

Kenya's Real Gross Domestic Product (GDP) is estimated to have contracted by 0.3 per cent in 2020 compared to a growth of 5.0 per cent in 2019. The contraction was spread across all sectors of the economy but was more severe in the service sectors<sup>14</sup>. This was due to the COVID-19 mitigation measures put in place. Further, the COVID-19 pandemic caused nearly 2 million people to fall into poverty, and about 900,000 to lose their jobs<sup>15</sup>. Public debt surged to 72% of Kenya's GDP in 2020 from 61% in 2019, driven mainly by public investment in infrastructure, debt servicing related challenges and the COVID-19 crisis<sup>16</sup>.

Domestically, oil prices have remained high, with the highest pump prices realized in September 2021 in 10 years. According to the Consumer Federation of Kenya (COFEK), this increase negatively impacts the economy. The majority of consumers who belong to the poorest of the poor category are the hardest hit by general price spikes driven by the increased cost of petrol.

Kenya has a youthful population<sup>17</sup>, but there are indications of the birth slowing down<sup>18</sup>. There is a well-qualified, skilled workforce which is a crucial enabling factor for a dynamic private sector. Other enablers that boost Kenya's pivotal role as economic hub for trade and manufacturing, commerce, transport and tourism etc., are its improved infrastructure (road network, airport(s), telecoms etc.) and its 2010 Constitution. Significant challenges that remain to be addressed include poverty, inequality, gaps in the quality of governance, the skills gap between market requirements and the education curriculum and climate change. Low investment and low firm productivity stand in the way of achieving rapid, sustained growth rates that would transform lives of ordinary citizens.

To address Kenya's socio-economic challenges, the Government has put vision 2030, which articulates its long-term planning roadmap and the Medium-Term Development Plan III, which translates the vision into implementation. The current Kenya government has also prioritized four development priorities – housing, health, food security and manufacturing (Big 4)- within the context of vision 2030. These macro-planning frameworks are being actualized through sector specific plans which are aligned to the Medium-Term Plan.

### **1.3 The design of the Kenya UNDAF 2018-2022**

The United Nations Development Assistance Framework (UNDAF) for Kenya (2018-2022) articulates UN support to Kenya's Vision 2030, MTP III and the Big 4 priorities. The 2018-2022 UNDAF is the 5<sup>th</sup> UNDAF generation in Kenya and the second iteration since UN Kenya adopted the Delivering as One (DaO) Approach. A Common Country Assessment informed the UNDAF 2018-2022 (CCA) undertaken in 2017. It was officially

---

<sup>11</sup> Oxfam Kenya, Extreme inequality in numbers, 2021

<sup>12</sup> Kenya National Bureau of Statistics, Economic Survey, 2021

<sup>13</sup> Government of the Republic of Kenya, 2018. National Climate Change Action Plan, 2018-2022, Ministry of Environment and Forestry.

<sup>14</sup> Kenya National Bureau of Statistics, Economic Survey, 2021

<sup>15</sup> Africa Development Bank. African Economic Outlook, 2021

<sup>16</sup> Africa Development Bank. African Economic Outlook, 2021

<sup>17</sup> 75.1% of the population is 35 years and below (Kenya National Bureau of Statistics Census Data 2019). According to an article by UNFPA, Kenya can benefit from a demographic dividend within 15 to 20 years. It is estimated that its working age population will grow to 73 per cent by 2050, bolstering the country's GDP per capita 12 times higher than the present, with nearly 90 per cent of the working age in employment.

<https://kenya.unfpa.org/en/news/take-advantage-demographic-dividend>

<sup>18</sup> The Total Fertility Rate, or the average number of children per woman over the course of her lifetime, had declined from 6.1 in 1990 to 4.4 in 2015 and to 3.5 in 2020. <https://demographicdividend.org/kenya/>

signed and launched by the three UNDAF co-chairs, Cabinet Secretary for National Treasury, Cabinet Secretary for Devolution, Planning and ASALs and the UN Resident Coordinator (RC) on 26th June 2018.

The programmatic scope of the UNDAF consisted of three Strategic Result Areas (SRAs) and 14 outcomes, as outlined in the table 1 below. The outcomes covered or corresponded to all socio-economic sectors as well as government ministries. The geographical scope of the UNDAF was whole the country while applying the principles outlines below such as leaving no one behind.

Table 1: The UNDAF 2018-2022 SRAs and Outcomes

UNDAF Strategic Result Area (SRA)	Kenya UNDAF Outcomes
<b>SRA1: Transformational Governance</b>	Outcome 1.1: By 2022, people in Kenya enjoy improved governance, access to justice, respect for the rule of law, human rights and gender equality
	Outcome 1.2: By 2022, people in Kenya access high quality services at devolved level that are well coordinated, integrated, transparent, equitably resourced and accountable
	Outcome 1.3: People in Kenya live in a secure, peaceful, inclusive and cohesive society
<b>SRA 2: Equitable Social and Human capital development</b>	Outcome 2.1: By 2022, children, youth and adults have increased access to inclusive and equitable quality and relevant education and training that integrates sports, culture and the arts and provides life-long learning opportunities
	Outcome 2.2: By 2022, people in Kenya have increased and equitable access to and utilize quality health services including Sexual Reproductive Maternal New-born Child Adolescent Health (SRMNCAH) in emergency and non-emergency settings
	Outcome 2.3: By 2022, increased proportions of girls and boys under 5 years and pregnant and lactating women have equitable access to and use quality nutrition specific and sensitive interventions
	Outcome 2.4: By 2022, all women, men and children in need, including key and priority populations, have equitable access to quality HIV prevention, treatment and care services
	Outcome 2.5: By 2022, an increased proportion of the population have access to sustainable and safe drinking water and sanitation, and practice appropriate hygiene behaviour
	Outcome 2.6: By 2022, marginalized and vulnerable people have increased access to and utilize social protection, and services for prevention and response to gender-based violence and violence against children
	Outcome 2.7: By 2022, management of population programmes and access to quality, affordable and adequate housing is improved in socially and environmentally sustainable settlements with focus on vulnerable groups
	Outcome 2.8: By 2022, individuals and communities in Kenya have reduced exposure to risks and are more resilient to disasters and emergencies
<b>SRA3: Sustainable and inclusive growth</b>	Outcome 3.1: By 2022, productivity in services sectors, agriculture, manufacturing, extractives, blue economy and their value chains increased
	Outcome 3.2: By 2022, marginalized vulnerable groups and regions in Kenya have increased access to decent jobs, income and entrepreneurship opportunities
	Outcome 3.3: By 2022, people in Kenya benefit from sustainable natural resource management, a progressive and resilient green economy

The UNDAF applied the global programming principles and approaches of leave no one behind, human rights, gender equality and women empowerment, sustainability and resilience, and accountability towards the realization of sustainable development goals. The framework also embedded social inclusion as a key principle for addressing inequalities and socio-cultural discrimination. Other principles driving UNDAF implementation included capacity building, partnerships, coherent policy support, risk informed programming, enhanced data quality and availability, result focused programming and development, humanitarian and peace-building linkages.

The UNDAF had a projected budget of US\$1.9 Billion as shown below. Of this total amount, 15% (US\$ 30b) was for SRA 1 on transformational governance, 58% US\$116b was to support SRA 2 on human capital development and 27% (US\$ 50b) was for SRA 3 on sustainable development and inclusive growth.



Table 2: Estimated UNDAF budget by SRAs

SRA Budget Summary	Amount (USD)
SRA 1	300,712,665
SRA 2	1,178,619,439
SRA 3	501,073,002
<b>Total</b>	<b>1,980,405,096</b>

Of the USD 1.9b budget, 37% (USD 798,418,997) was projected to be available and 63% (USD1,375,386,099) was the funding gap. The total budget, available funds and funding gap per outcome is shown below.

Table 3: Budget by Outcomes

	Outcomes	Total Budget	Total Projected funds to be available	Total funding gap
SRA 1	Outcome 1.1	111,596,786	42,112,554.00	69,484,232
	Outcome 1.2	75,045,964	9,152,139	65,893,825
	Outcome 1.3	114,069,905	27,134,360	86,935,545
SRA 2	Outcome 2.1	107,558,536	81,621,536	25,937,000
	Outcome 2.2	116,420,058	74,185,058	42,235,000
	Outcome 2.3	142,700,000	29,700,000	113,000,000
	Outcome 2.4	29,353,400	13,987,200	15,366,200
	Outcome 2.5	65,674,000	28,374,000	37,300,000
	Outcome 2.6	70,676,000	52,479,000	18,197,000
	Outcome 2.7	8,537,445	2,537,445	6,000,000
	Outcome 2.8	628,110,000	62,990,000	565,120,000
SRA 3	Outcome 3.1	159,294,689	53,676,392	105,618,297
	Outcome 3.2	92,513,628	42,113,628	50,400,000
	Outcome 3.3	452,254,685	278,355,685	173,899,000
<b>Total</b>		<b>2,173,805,096</b>	<b>798,418,997</b>	<b>1,375,386,099</b>

The UNDAF is implemented by 25 UN agencies in partnership with the Government of Kenya (both the national and county governments) and civil society. A well-defined structure was put in place to coordinate UNDAF implementation. This included the National Steering Committee co-chaired by the Government (at cabinet level) and UN (at Resident Coordinator Level) supported by a secretariat set up in the Ministry of Finance. A dedicated secretariat in the UN also supported the Resident Coordinator. In addition, the UNCT, SRA, and Outcome groups coordinated UN support to the Government at policy, strategy and programmatic levels, respectively. Other structures that coordinated UNDAF include the M&E working group, Gender and youth working groups, Operations Management Team and Communication group. UNDAF was translated into action through the costed annual work plans for each outcome co-created by the UN and Government.

## 1.4 Evaluation objectives and scope

### 1.4.1 Objectives

The evaluation objectives focused on accountability, lessons learned to inform development of the next UN cooperation cycle and decision making. In this regard, the evaluation objectives were as follows:

- To assess the extent to which the UN agencies in Kenya have been accountable to the realization of UNDAF results and contributed to national development priorities
- To assess factors that have contributed to the results and identify key lessons that will inform development of the next UN development cooperation framework
- To assess whether the strategies and implementation mechanisms of the UNDAF have been effective and efficient in realization of results and addressing challenges, informing future decision making

#### 1.4.2 Evaluation scope

The scope of the evaluation was as follows:

- a. Temporal scope: The evaluation covered the implementation period of the UNDAF from June 2018 to October 2021
- b. Geographical scope: The evaluation's geographical scope was countrywide covering implementation of UNDAF at the national level as well as within the 47 counties.
- c. Thematic scope: The evaluation covered all Strategic Results Areas (SRAs) of the UNDAF: (i) SRA 1 on Transformative Governance, (ii) SRA 2 on Human Capital Development, and (iii) SRA 3 on Sustainable and inclusive Growth. The evaluation also covered all the 14 outcome areas of the UNDAF and the related programmes contributing to the achievement of each outcome. The evaluation also assessed the extent to which UNDAF principles and cross cutting issues including Leaving No One Behind (LNOB), human rights, gender, sustainability and resilience and accountability were taken into account and mainstreamed across outcomes.

#### 1.4.3 Users of the evaluation

The primary users of the findings and recommendations of this evaluation are (i) The UNCT, together with the UNRC Office, (ii) Government. Others users include donors, civil society and private sector partners.

#### 1.4.4 Evaluation criteria and questions

The evaluation followed the United Nations Evaluation Group (UNEG) guidelines, norms and standards as well as the OECD/DAC evaluation criteria which comprise relevance, effectiveness, efficiency and sustainability. It also applied the UN guidance on integration of gender and human rights into evaluations. The evaluation questions were refined in consultation with the Evaluation Managers and the Evaluation Steering Committee. The criteria and questions that guided this evaluation are as follows:

***Relevance and adaptability: To what extent is the UNDAF relevant in addressing national development priorities?***

- EQ 1: To what extent do the UNDAF outcomes address vital issues, underlying causes, and challenges identified by the Common Country Assessment?
- EQ 2: Have the UNDAF outcomes been relevant in terms of internationally agreed goals and commitments, norms, and standards guiding UN system agencies' work (including the SDGs, UN human rights treaties, including CEDAW, environmental sustainability (Sendai framework), disability inclusion among others)?
- EQ3 3: To what extent is the UNDAF relevant, results-oriented, coherent, and focused towards realization of the national priorities?
- EQ 4: To what extent has the UNDAF been sufficiently flexible to adjust to evolving national context, policies and strategies such as the County Development Plans, the principles of devolution as outlined in the 2010 constitution of Kenya and the SDGs Road map, among other reforms during the current programme cycle?
- EQ5: How has the UNDAF responded and remained relevant to emerging humanitarian issues including droughts, Covid-19 pandemic, desert locust infestation, among others?
- EQ 6: To what extent is the comparative advantage of the UN System relevant and in line with the 2017 UN Reforms?

***Effectiveness: To what extent has progress been made towards the realization of UNDAF outcomes as a contribution to the achievement of SDG's and indicators as reflected in the UNDAF monitoring and evaluation performance measurement plan (PM&E plan)?***

- EQ 7: To what extent has progress been made towards realization of UNDAF outcomes reflected in the UNDAF results framework?
- EQ 8: To what extent and in what ways has UNDAF mainstreamed and operationalized the principles and approaches for integrated programming articulated in UNDAF document (LNOB, human rights, gender, sustainability and resilience, accountability, capacity development and development-humanitarian and peace building linkages)



***Efficiency: To what extent have value efficient practices been adopted to ensure integrity in program management and implementation?***

- EQ 9: How has the UNDAF utilized existing local resources and capacities of rights bearers and duty holders to achieve outcomes?
- EQ 10: To what extent did the UN mobilize and make use of adequate capacities to support the UNDAF's implementation?

***Sustainability: Capacity for program continuity, ownership and engagement of partners, stakeholders, and local institutions***

- EQ 11: To what extent does the UNDAF ensure continuity, ownership and that implementing partners and beneficiaries will sustain UNDAF results? Is there an exit strategy in place?

## **1.5 Evaluation methodology**

### **1.5.1 Evaluation approach**

The evaluation deconstructed and reconstructed the theory of change for the UNDAF to assess the extent to which the UN support to government achieved specific outputs and how these were utilized to contribute to outcomes in the UNDAF results framework while also focusing on the underlying assumptions. The reconstruction of the theory of change is presented in the synoptic tables annexed to this report. Secondly, the evaluation adopted a participatory approach which ensured stakeholder involvement. A stakeholder mapping was carried out at the evaluation inception stage identifying stakeholders from the UN, government, civil society and private sector according to the outcome areas in which they were involved or relevant to their roles and mandates.

To ensure a coherent design of the evaluation, an evaluation matrix was developed. The matrix laid out the entire evaluation plan. For each evaluation question, the matrix identified key assumptions to be examined, indicators, sources of information and data collection methods. The evaluation matrix was crucial for developing a detailed plan for data collection and development of data collection tools. The evaluation also adopted a mainstreaming approach which ensured cross cutting issues including leaving no one behind, human rights, gender and environmental sustainability were addressed in data collection and analysis. To integrate these issues in the evaluation, specific questions on mainstreaming of these elements were included in the evaluation matrix and data collection instruments.

### **1.5.2 Data collection methods**

The data collection methods were selected based on the fact that UNDAF is a strategic framework defining UN/Government cooperation and therefore the evaluation focused on strategic issues. In addition, the methods required were those that could elicit information from respondents at policy making level. It is for this reason that the following methods were used.

- Documents review: which involved an extensive review of various types of documents relevant to the evaluation questions to derive secondary data. Criteria for documents selection included relevance to specific UNDAF outcomes, relevance to evaluation questions, periodicity of the document to ensure the documents fall within the evaluation period and contribution to the understanding of UNDAF and Kenya development context. Thus, documents reviewed included international development frameworks; countries policies and strategies; UNDAF design document, work plans, financial data, programmatic data and reports and UN agency specific evaluation reports, survey reports and minutes of key meetings. The list of documents reviewed is attached.
- Semi-structured key informant interviews: These were undertaken to collect primary data from key informants. Key informants were purposively selected from a broader stakeholder mapping list based on their role in implementation of UNDAF, nature of partnership with the UN and sector representation. Thus, key informants were drawn from the UN, government, civil society and private sector. Key informant selection process ensured that all key outcomes areas were covered. Key informants involved in and able to articulate issues of women and young people among other disadvantaged groups were among those selected.

- iii. **Self-assessment questionnaire:** A structured questionnaire was designed and sent out electronically to strategic results group members drawn from the UN, Government and Civil Society to elicit responses covering all evaluation questions. This questionnaire provided quantitative and qualitative data to complement the key informant interviews and documents review. One hundred stakeholders responded to this questionnaire with an over 70% response rate. In addition, a structured e-questionnaire was also designed and circulated to private sector stakeholders to complement data from key informants on UN engagement with private sector.

### 1.5.3 Data quality assurance and analysis

#### *Data quality assurance*

The evaluation team ensured data quality through (i) the use of standardized data collection tools for each type of stakeholder to ensure the same data was elicited from key informants, (ii) use of multiple data sources to collect data on the same issues to allow comparison and ensure evidence is robust, (iii) presentation of preliminary findings to the UN technical team, UNCT and UN/Government meeting where the evaluation findings were confirmed and feedback provided which informed the final report.

#### *Data analysis*

Data analysis techniques applied in this evaluation were as follows:

- A critical review of the UNDAF theory of change in use was undertaken to assess how the UN supported interventions achieved the planned outputs and how the utilization of the outputs contributed to the UNDAF outcomes. As assessment of the underlying assumptions was also made to establish the extent to which UN support could have contributed to the outcomes. This analysis is presented in the synoptic tables attached.
- Assessment of planned against achieved outcome targets: This involved the compiling of the most recent data per outcome and comparing this against set targets using a simple traffic light approach to mark progress levels (see related annex).
- Quantitative data analysis: Data from structured self-assessment questionnaires was analyzed using descriptive statistics methods of frequency and cross tabulation and the results of this analysis complemented qualitative data analysis.
- Qualitative data analysis: This data collected from documents, key informant interviews and also self-assessment questionnaires was clustered around relevant evaluation questions and compared to identify emerging common themes.
- Triangulation of data: Data from all sources were compared and triangulated to identify the overall emerging findings supported by the available evidence.

### 1.5.4 Limitations encountered during the evaluation

The limitations encountered during the evaluation and mitigation measures taken are outlined in the table below. These limitations were not sufficient to invalidate the evaluation and the evaluation team is confident that sufficient data collected to support the findings and recommendations of this evaluation.

Limitations	Mitigation measures
COVID-19 related travel constraints made it not feasible for the evaluation team to meet with interlocutors' face to face	Virtual technology was used to collect data informants. Every effort was made to accommodate the scheduling and technology preferences of informants.
A few staff had left the UN and Government and were not available for interviews	The evaluation team relied on documents and triangulation of data to mitigate any information gap that arose due to staff turnover

### 1.5.5 Evaluation process

Details of the stages in conducting the Kenya UNDAF evaluation are outlined below:

- a. **Preparatory phase:** The preparatory phase was led by the Evaluation Managers. Tasks accomplished included the development of evaluation terms of reference (TORs); establishment of the Evaluation Steering Committee (ERG) comprising of members from Government and UN Agencies. The Steering Committee reviewed the inception report and data tools and also reviewed the evaluation report.
- b. **Design phase:** The evaluation team developed a detailed evaluation design and data collection tools; completed stakeholder mapping and selection of the key informants; and updated the evaluation timelines.
- c. **Field phase:** The evaluation applied the evaluation protocols laid out in the design phase in collecting data. The team conducted key informant interviews, administered the structured questionnaire electronically and undertook in-depth documents review.
- d. **Reporting phase:** The evaluation team analyzed data and presented preliminary findings to UN technical team. This was followed by the development of a draft evaluation report presented to UNCT and the final findings and recommendations presented to the UN/Government meeting for validation. The final evaluation report incorporated feedback provided.

## Section 2: Evaluation Findings

This section outlines the findings for each evaluation criterion and question.

### 2.1 Relevance

#### Summary of findings

- i. The UNDAF outcomes emerged from and adequately address the issues identified in the Common Country Assessment (CCA), although the CCA itself lacked adequate and balanced county level analysis.
- ii. UNDAF was fully responsive to international development framework (SDGs) and international human rights treaties, however integration of human rights approach to programming, environmental sustainability mainstreaming and disability sensitive implementation and monitoring across all outcomes was inadequate.
- iii. UNDAF was fully aligned to national priorities as defined in national development framework and this alignment was maintained at implementation level through UN/GoK collaboration in oversight, planning and implementation. Likewise, UN agencies aligned their programmes with country level plans.
- iv. UNDAF planning mechanism was adequately flexible to enable the UN adjust its support to involving national contexts through development of annual work plans and adjustments of outputs, which in turn allowed repurposing of resources and re-programming.
- v. The flexibility of the UNDAF was further demonstrated in the UN coordinated response to humanitarian emergencies such as COVID-19, cholera, desert locust infestation etc., through repurposing funds, re-programming and technical support to government.
- vi. The UN comparative advantage includes alignment and co-creation of UNDAF with government, neutrality and being a trusted partner and convener. The application of these comparative advantages carries according to geography (i.e., counties), sector and upstream and downstream work.

#### **EQ 1: To what extent do the UNDAF outcomes address vital issues, underlying causes, and challenges identified by the Common Country Assessment?**

The Common Country Assessment (CCA) was a broad macro-level analysis reflecting the country's social, economic, and political situation. It was done through analysis of data and a participatory process involving UN and Government, which helped get buy-in from senior levels of UN and Government on priorities addressed by UNDAF. The process had other benefits such as increasing government understanding of principles of UN programming, providing evidence for what the UN was committing to supporting and informed the selection of UNDAF indicators. All UNDAF outcomes reflect the issues identified in the CCA. However, the CCA did not contain adequate analysis at county; including country disaggregated data. As a result, CCA did not provide sufficient guidance on UNDAF focus on support to counties.

#### **EQ 2: Have the UNDAF outcomes been relevant in terms of internationally agreed goals and commitments, norms, and standards guiding UN system agencies' work (including the SDGs, UN human rights treaties, including CEDAW, environmental sustainability (Sendai framework), disability inclusion among others)?**

UNDAF outcomes were fully responsive and aligned to Sustainable Development Goals. First, the SDGs informed the development of UNDAF, particularly in the design of the outcomes. The outcomes were selected in a manner that ensured UNDAF covered all SDGs. Most indicators in the UNDAF results framework are SDG indicators, and this allows the UNDAF to continuously respond to SDGs. The UN also established an SDG partnership forum bringing government and private sector together to advance SDGs. Government development framework – vision 2030 and MTP III, which the UNDAF supported, are also responsive to SDGs.

UNDAF was equally responsive to international and regional human rights treaties and conventions. For instance, the UN was instrumental in undertaking human-rights data analysis to support government planning, building the government's capacity in reporting to human rights conventions and treaties, and implementing the recommendations from these treaties and conventions processes. On the other hand, the government relied and appreciated UN normative guidance in human rights issues. However, despite this responsiveness, there was a challenge in strengthening human-rights approaches to programming in most outcomes.

Concerning environmental sustainability framework such as the Sendai framework, the UNDAF had a specific outcome focusing on resilience and disaster risk reduction (DRR) under which the UN-supported Government in DRR planning, coordination and capacity building at national and in selected counties. However, environmental sustainability, including climate change, was not explicitly mainstreamed in all outcomes. Moreover, attempts to have a disability in planning was hampered by a lack of adequate data and inadequate integration during implementation.

**EQ 3: To what extent is the UNDAF relevant, results-oriented, coherent, and focused towards realization of the national priorities?**

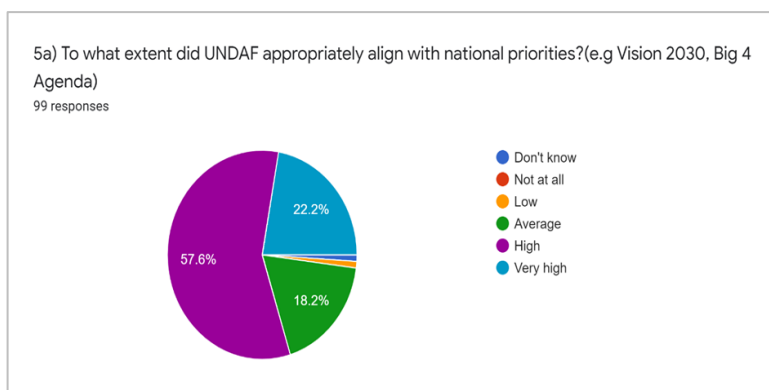
Overall, UNDAF is well aligned with national planning frameworks including Kenya Vision 2030, MPT III, the Big4 Agenda, and national sector plans. The matrix below shows a schematic overview of how UNDAF is aligned to these frameworks.

Table 4: UNDAF aligned with national planning frameworks

Vision 2030 and MTP III		Big Four Agenda	Kenya UNDAF 2018-2022 Strategic Result Areas
<b>Enablers and Macros: Macroeconomic stability; infrastructural development; Science, Technology and Innovation (STI); Land Reforms; Human Resources Development; Security and Public Sector Reforms.</b>	<b>Pillars</b> Political Pillar: Realize an issue-based, people-centred, result-oriented and accountable democratic system.		<b>SRA 1:</b> Transformational Governance (3 Outcomes)
	Social Pillar: Engender just, cohesive and equitable social development in a clean and secure environment	Food Security Affordable housing Universal healthcare	<b>SRA 2:</b> Human Capital Development (8 Outcomes)
	Economic Pillar: Achieve an average economic growth rate of 10 per cent p.a. and sustaining the same until 2030	Manufacturing	<b>SRA 3:</b> Sustainable & Inclusive Growth (3 Outcomes)

The overall finding is that the UNDAF’s alignment to priorities in national frameworks translated into operational partnerships both at the National and County government level, not least due to the fact that the UNDAF is actually a GoK-UN co-creation. Although UNDAF did not provide specific guidance on how UN aligns with county plans, individual agencies did align to CIPDs in the counties that they supported. The UNDAF included an outcome for strengthening devolution and has a joint programme for devolution which is in line with the overall agenda of constitution implementation and deepening of devolution. UNDAF responsiveness to national priorities during implementation was ensured through the UN/GOK oversight mechanism (national steering committee and UNDAF secretariat), GOK participation in outcome groups, GOK/UN collaboration in the development of annual work plans and in some cases co-funding of activities. The high level of UNDAF aligned to national priorities is reflected in the survey results below showing 80% of the respondents rating aligned as high or very high.

Figure 1: UNDAF Alignment with national priorities



**EQ 4: To what extent has the UNDAF been sufficiently flexible to adjust to evolving national context, policies and strategies such as the County Development Plans, the principles of devolution as outlined in the 2010 constitution of Kenya and the SDGs Road map, among other reforms during the current programme cycle?**

The design of UNDAF as a broad strategic framework allowed adequate flexibility and adaptability to changes in the national context, policies and strategies. The UNDAF results framework was pitched at the outcome level and remained unchanged during the implementation period. However, the outcomes were sufficiently broad to accommodate emerging contextual, policy and strategy changes during implementation. The UNDAF was adjusted annually during the work planning process to capture contextual changes and focus on emerging priorities. This process enabled UNDAF to remain relevant throughout the implementation period. For instance, UNDAF outputs were adjusted to align to the Big 4 Agenda crafted by government in 2018; the Building Bridges Initiative (BBI) where the UN undertook scenario planning around BBI (what happens with or without BBI referendum), support for civil education on issues in the BBI, and advocacy for gains of women such as the two-thirds gender rule.

A review of UNDAF annual work plans from 2018 to 2020 showed that outputs in almost all outcomes were reformulated and new ones added, while some were dropped to enable continued relevance of the UNDAF. The output level planning was, thus, critical for making detailed adjustments that aligned UN work to changing needs or activities in the work plans of government institutions. Lastly, the UN undertook major reprogramming in 2020 to the COVID-19 pandemic. Programme criticality assessment across all Strategic Result Areas (SRAs) was undertaken to rank activities from most-to-most minor essential activities to determine those that must be implemented during the height of the pandemic. This process allowed reprogramming and repurposing of UN resources in 2020.

**EQ5: How has the UNDAF responded and remained relevant to emerging humanitarian issues, including droughts, COVID-19 pandemic, desert locust infestation, among others?**

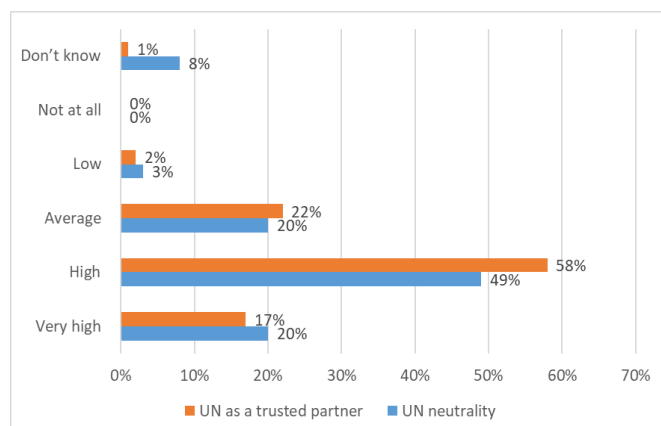
The UNDAF adequately responded to natural disasters and humanitarian crises such as locust infestations, cholera outbreaks, floods and droughts. In the face of the COVID-19 pandemic, UN agencies joined forces. They assisted the GoK in convening relevant actors to coordinate a rapid medical mitigation plan as well as a multisector response and recovery plan. DRM expert stakeholders were of the opinion that the UNDAF mirrored the MTP III's Disaster Risk Management Plan by adequately specifying appropriate actions to align to national and county needs. Particularly during the COVID-19 pandemic, the UN showed a high degree of pro-activeness and flexibility by re-tooling and re-purposing its work plan and related programme/project budgets to address the pandemic, not least through its coordinated socioeconomic response plan (the two-year SERP) and COVID-19 JP. In 2020 alone, the UN repurposed \$45 million to address COVID-19 pandemic.

**EQ6: To what extent is the comparative advantage of the UN System relevant and in line with the 2017 UN Reforms?**

The UN comparative advantage (CA) is fully relevant to Kenya's context and applied by taking into account diversity of national, sectoral and local contexts. The most significant comparative advantage of the UN compared to other development organizations is the fact that the UNDAF is developed jointly with the government and is signed off at the highest level of government. Other comparative advantages of the UN system include the UN's role as a neutral broker, trusted partner and convener, including donor and private sector resource mobilization in support of GoK. UN also has a comparative advantage in providing normative support; technical 'firepower' for capacity development; advocacy on sensitive issues on behalf of non-state actors, development partners and even the government, for example, UN advocacy on human rights, sexual and reproductive health, climate change and peace and security.



Figure 2: Ratings on UN neutrality and as trusted by partner  
(stakeholder survey, N=100)



UN's comparative advantage as a neutral and trusted partner is highly rated as shown in figure 2 above. The UN applies its comparative in a context specific manner whereby in some cases it does advocacy, support policy and strategy development while in other circumstances it offers services such as humanitarian support which is a reflection of the geographical and sector variations in Kenya's development progress.

## 2.2 Effectiveness of the UNDAF

### Summary of Findings

- (i) UNDAF results framework was pitched at outcome level. Of the indicators with data available, 21.5% were on track, 17.7% had slow progress and 6.3% were stagnating or regressing. However, 54% of the indicators had no data because most of these indicators depend on surveys done in 5-to-10-year cycles while UNDAF covers 4 years.
- (ii) Whereas UN was increasingly supporting countries, the UNDAF outcome data lacked country disaggregation
- (iii) The outcomes were designed and delivered mostly in silo reducing the potential synergies and effectiveness of UNDAF. For instance, WASH, Health, Nutrition and food security had their own outcomes yet they have potential to be merged to maximise synergies and impact. Consequently, the UNDAF had 14 outcomes which were considered too many.
- (iv) Joint programming provided an opportunity for integration and delivering as one and these improved UNDAF performance
- (v) In all outcomes there was a clear theory of change with logic on how the UN contributed to the UNDAF outcomes. However, the UN contributed was largely determined by the resources available.
- (vi) There was adequate flexibility in planning at output/activity level which allowed the UN/Government to adapt to changes in strategy, policy or context
- (vii) There was inadequate programming on youth programming
- (viii) Cross-border joint programming was not successful as those that were established lacked adequate resources and faced complexities in cross management

### EQ7: To what extent has progress been made towards realization of UNDAF outcomes as reflected in the UNDAF results framework?

The Kenya UNDAF results framework was designed at outcome level with targets set against specific outcome indicators for each of the 14 outcomes. To a large extent, the outcome indicators were drawn from SDGs and national indicators. The performance of the UNDAF was therefore assessed against these targets. UNDAF was expected to contribute to these outcome targets rather than being accountable for their complete achievement. Thus, contribution analysis was undertaken informed by the underlying UNDAF theory of change, and this section provides the findings based on this analysis. The assessment of the actual results achieved against the set targets is summarized in figures 4 and 5 below. Only 21.5% of the indicators are on track or excelling while 17.7% have slow progress and 6.3% are stagnating or even regressing. Of significant concern is that there was no data for 54% of the indicators because these depend on surveys done in 5 to 10-year cycle. Although these indicators provide a national picture and not necessarily direct performance of UNDAF, it shows that the national priorities to which UNDAF is contributing need substantial investment and effort to improve.

Figure 3: Performance of outcome indicators per strategic results area

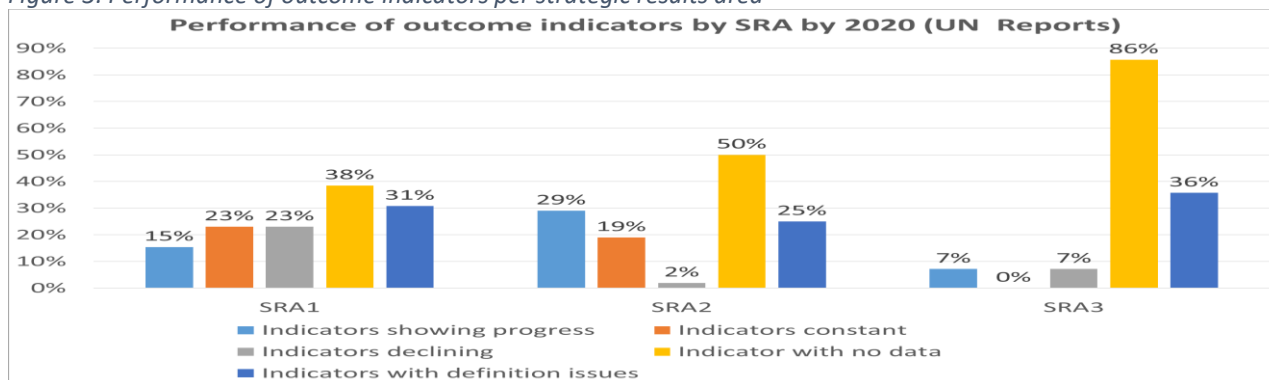
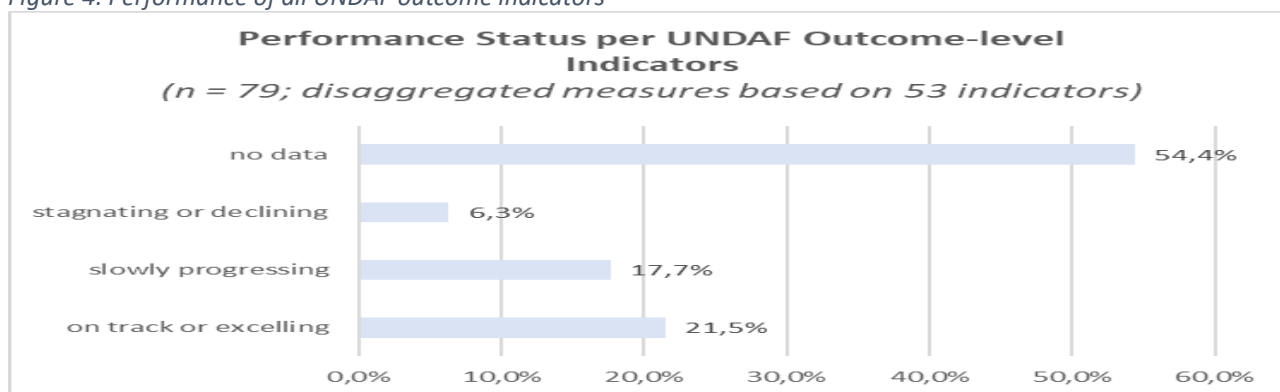


Figure 4: Performance of all UNDAF outcome indicators



Below are the findings on the performance in each outcome areas and UN contribution.

### Strategic Result Area 1: Transformational Governance

#### Outcome 1.1 By 2022, people in Kenya enjoy improved governance, access to justice, respect for the rule of law, human rights and gender equality

The outcome interventions sought to create change on issues of governance, rule of law, human rights and gender equity. Table 2 indicates the results achievement vis a vis the target by 2020.

Table 5: Results achievement for Outcome 1.1

Outcome Indicators	Baseline	Achievement		Target
		2018/19	2019/20	2021/22
1.1.1 Ibrahim index of Africa governance	59.3 (58.8)	59.8 (57.9)	60 (58.5)	62
1.1-2 Extent of implementation of treaty body recommendations	2	2	2.5	3
1.1-3 - Proportions of positions (by sex, age, persons with disabilities and population groups) in public institutions (national and local legislatures, public service, and judiciary) compared to national distributions	National Legislature (W=21%)	No data	No data	National Legislature (W=33%)
	Local legislature (W=34.5%)	No data	No data	Local legislature (W= 40&)
	Public service (Gender – 10.9% women)	No data	No data	Public service (W=33%)
	Judiciary (W=42.7%)	No data	No data	Judiciary (W=50%)



The Theory of Change (TOC) for outcome 1.1 was robust. The outputs had a clear causal logic that contributed to the outcome given that outputs addressed critical bottlenecks in governance, the rule of law, human rights and gender equity. However, for gender equity, the focus was on increasing women participation in the electoral/political process. Other aspects of gender equality and women empowerment are addressed in other outcomes underscoring the cross-cutting nature of gender issues. UN contribution to the improvement of governance, access to justice, respect of the rule of law, human rights and gender equality was in line with its comparative advantage and addressed priorities in MTP III.

However, measurement of this outcome had challenges: The Ibrahim index of Africa governance is a composite indicator which includes a large number of indicators across all sectors and hence is a measure beyond the rule of law and justice. Specific indicators on the rule of law and justice in the Ibrahim index of Africa governance could have been considered.

On the other hand, “extent of implementation of treaty body recommendations” is not a well-defined indicator, and it is difficult to interpret what “extent of implementation” means and, therefore, it is difficult to interpret the results achieved. First, the "proportion of women in various positions at national and country-level" is a good indicator, but data was lacking. Secondly, the UN support focused on women participation in elective positions. At the same time, there were no interventions for increasing women participation in other institutions such as Judiciary and public service that were measured by this indicator. Concerning measurement of outputs, the 2018/2019 outputs had indicators with baselines and targets while the 2021/2022 output indicators lacked targets which makes consistent measurement of these outcome areas difficult. At the output level, changes were made in the 2021/2022 work plan to accommodate the Building Bridges Initiative (BBI), which demonstrates the flexibility of UNDAF at the output level.

The UN did contribute towards the outcome targets by focusing on three intervention areas:

- i. *Strengthening electoral systems and democratic participation:* This involved equipping the Independent Elections and Boundaries Commission (IEBC) with technical capacity, skills and knowledge to improve the electoral process and development of various electoral policies. For instance, support was given to IEBC to evaluate 2017 elections and develop gender and social inclusion policy; support to Office of the Registrar of Political Parties (ORPP), KEWOPA and Society of Clerks at the Table (SOCATT) focusing on 2022 elections; National Gender and Equality Commission (NGEC) and ZOCATT in development of elections report and policy brief on marginalized groups and gender; ORPP in the operationalization of political parties Act of 2011; mentorship and training of women seeking leadership positions and elective posts; KWJA on enhancing women petitions on electoral violence against women.
- ii. *Improved access to justice and human rights enhanced:* UN supported engagement with human rights mechanisms (URP, CEDAW, CAT, CEDAW) through reporting and implementation of agreed recommendations and institutionalizing coordination of human rights reporting; awareness on human rights and access to justice through AMKEN reaching communities directly; ratification of AU treaties especially the Africa Charter on Democracy, Elections and Governance (ACDEG); strengthening ORPP, National Police Oversight Committee, IPOA and IAU to enhance the administration of justice. For instance, the Tripartite Task Force comprising of the Office of Director of Public Prosecutions, the National Police Service and the Independent Police Oversight Authority was supported to develop Standard Operating Procedures on Investigation and Prosecution of Serious Human Rights Violations committed by Police Officers to enhance accountability to victims.
- iii. Technical support was also provided to the Office of the Director of Public Prosecutions in the development and operationalization of the data capture tool on cases related to serious human rights violations including offences committed by police officers which is currently being used to update the records on cases committed by police officers. The Department of Justice, ODPP and the civil society also developed a Rapid Reference Guide on the Prevention of Torture Act and the sample charge sheets on the Act to enable investigators and prosecutors to investigate torture allegations and prosecute the perpetrators under the Torture Act, 2017. Adjustment was made to UNDAF to accommodate the Building Bridges Initiative (BBI)

to reflect the possibility of a referendum and engage civil society to provide civic education especially around gender gains in the BBI, among other issues.

- iv. *Strengthening judicial system*: UN supported the strengthening of the Office of the Director of Public Prosecutions, paralegal services, national legal aid, alternative justice system to reduce case backlog; and amendments to laws and regulations to enhance access to justice. Examples of laws and regulations amended include the Probations Offenders Act and Community Service Act. Policies and guidelines developed and updated had the Decision to Charge Policy, Plea-Bargaining Guidelines and Diversion Policy, bail and bond policy and training guidelines. Policy dialogue on the alternative justice system was carried out, the paralegal programme was accredited, and the Legal Aid Act was operationalized to enhance access to justice. UN also played a key role in ensuring access to justice during the COVID-19 pandemic through support to the judiciary for installation of a virtual court system that enabled the judiciary to continue functioning.

The context of governance and the rule of law is dynamic and political commitment has a significant impact on what can be achieved. A key challenge faced by UNDAF in this area is the limited funding of governance, the rule of law and justice sector institutions by the government. Some of the departments have substantial funding gaps (such as the Judiciary) that affect the discharge of their mandate. As Kenya heads to the general elections in 2022, the UN needs to scale up efforts to partner with the country to secure free, fair and peaceful polls exploiting its comparative advantage as a trusted and neutral partner. Advocacy for the new political leadership after elections to uphold reforms in the governance, the rule of law, justice, and the human rights sector will also be critical to building on gains.

**Outcome 1.2 By 2022, people in Kenya access high-quality services at the devolved level that is well-coordinated, integrated, transparent, equitably resourced and accountable**

The Outcome interventions were meant to enhance service delivery at the devolved level and had three key outcome indicators, as shown in Table 4. Indicator 1a targets are less than the baseline indicator poor target setting. Indicator 1. b did not have data despite being reported to the controller of the budget office. Indicator 2 shows stagnation, although this could be because opinion surveys were not done, and hence the results reflect the same data as a baseline. Finally, indicator 3 on government budget allocation to the gender machinery shows no progress and also UN had no activity related to this indicator.

Table 6: Results achievement for Outcome 1.2

Outcome indicator	Baseline	Achievements		Targets
		2018/2019	2019/2020	2021/2022
Primary government expenditures as a proportion of original approved budget, by (a) National Government (NG) (b) County Government (CG) sector (or by budget codes or similar) (Number)	1a: 84.7% (NG)	81	82	80% (NG)
	1b: 79.9% (CG)	No data	No data	85% (CG)
Percentage of Kenyans who support devolution (county governments)	88%	88	88	90%
Proportion of total government budget (recurrent and capital) allocated to gender machinery (the State Department Responsible for GEWE and the National Gender Equality Commission)	0.02%	0.02%	0.02%	2.50%

Whereas the indicators above show somewhat poor performance at the outcome level, the UN provided considerable support in deepening devolution. The UN collaborated with the leadership of relevant national government institutions and the Council of Governors to support county governments to strengthen devolution, particularly governance systems and mechanisms through the Joint Devolution Programme. Thematic areas of this support included (i) strengthening policies and laws, (ii) strengthening performance management systems, (iii) enhancing citizens' participation and (iv) strengthening public financial management and own-source revenue. The programme covered 14 counties.

To strengthen policies and laws, the UN collaborated with the national government to build capacity and skills of county governments to formulate and implement legislation and policy to roll out devolution structures; and integrate SDGs, gender, HIV, Sendai Framework on climate change in County Integrated Development Plans (CIDPs) and budgets. Model county assemblies gender policy was finalized and domesticated by some counties such as Busia and Kilifi; the national policy on Gender and Development was also completed and disseminated to counties; and national government (State Department of Gender and Council of Governors (CoG) is monitoring its implementation. The UN also engaged with the Ministry of Devolution and ASAL (FCDC) counties to revive the devolution sector working group and established the DaO office in Turkana County.

Performance Management Systems in counties were strengthened through technical and financial support for capacity building in developing performance management systems (PMS) and performance contracting (PC) as tools for improving service delivery and accountability. CoG was supported to target CEC members, county chief officers, county directors, members of county service delivery units among others on performance management. In addition, the UN collaborated with the national M&E department to build counties' capacity, including training, development of M&E policy, development of indicators, and adoption of County Integrated Monitoring and Evaluation System (CIMES), which is being updated to an e-CIMES. The strengthening of the PMS and CIMES contributed to efficiency of the targeted county governments.

Citizen participation was enhanced, especially in the FCDC counties which developed public participation bills and promoted citizens' involvement in county planning and budgeting process through the County Budget Economic Forums and County Citizens Complaint Centers. Counties also implemented findings from county budget briefs during the CIDP mid-term evaluations to strengthen integration of gender and children's issues. The selected counties were also supported (in collaboration with the Office of the Auditor General) to build capacity to address issues raised in audit reports to strengthen financial management systems. This process is aimed at improving financial accountability in counties over time. In collaboration with the Commission on Revenue Allocation, capacity of counties was strengthened to enhance Own Source Revenue including revenue administration mechanisms and revenue collection and management strategies. An automated reporting system was also established at the Office of Controller of Budget to enhance timely accounting and disbursement of funds to counties to improve service delivery and oversight.

The UN also played a key role in ensuring the availability of evidence or data to strengthen planning and programming at national and county level to enhance the "Leaving no one behind" agenda. Kenya National Bureau of Statistics was supported to provide poverty analysis on children, youth and women at county level; the National Treasury and KIPPRA collaborated to conduct county budget analysis and capacity building on inclusion of children, youth and women while the Commission on Revenue Allocation marginalization policy was updated to identify new areas of marginalization within counties to inform disbursement of equalization funds.

UN support in strengthening devolution focused on governance and systems. However, there is a need for this support to be integrated with or linked to other UN support to various sectors to maximize synergies. For instance, counties supported in HIV, WASH, education, health among others are not necessarily the same counties whose governance systems are being strengthened. The selection of 14 counties covered by the joint devolution programme was based on poverty and other social indicators. In contrast, the governance systems of these counties may not necessarily be weaker compared to other counties. Although the aim is to have the lessons learnt and good practices from the 14 counties replicated in all counties, funding constraints are a critical bottleneck.

### **Outcome 1.3 People in Kenya live in a secure, peaceful, inclusive and cohesive society**

The results of three indicators assessed under this outcome are in the Table 7 below.

Table 7: Results Achievement for Outcome 1.3

Indicator	Baseline	Achievement		Target
		2018/19	2019/20	2021/2022
1.3-1 - Global Peace Index (Kenya); (Index)	125/ 163	2.336	2.354	120 out of 163
1.3-2 - Kenya's ranking in the Women, Peace and Security Index (Index)	107/153		98/153	100 out of 153
1.3-3 - National Social Cohesion Index (Index)	56.60%	56.6	56.6	60

The six (6) outputs under this outcome remained consistent over the UNDAF period. Firstly, strategies were added in the 2021/22 Work plan to address emerging issues such as COVID-19, strengthening trust and collaboration between the State and citizens, focusing on Youth engagement, KNAP, BBI and Election 2022. Secondly, although the UN implemented activities under this outcome, it is noted in the table above that the global peace index and National Social Cohesion Index did not change in 2020, probably because of the heightened political contexts from BBI campaigns which pitted political groupings against each other, the armed conflicts especially in Northern Western Kenya pitting armed pastoralists and Kenya's armed forces, attacks on citizens and security forces by VE groups and youth gangs in Northern Kenya and Coast regions respectively.

Efforts towards achievement of these indicators were driven through UN initiatives categorized in 6 outputs namely i) Policies and legal frameworks, ii) Peace architecture, iii) Preventing/Countering Violent Extremism (P/CVE), iv) Environmental Sustainability, v) Migration & refugees and vi) Cross border programmes. The strategies and activities under the six (6) outputs under outcome 1.3 directly contributed to outcome 1.3. These include the technical and financial support for collection, marking and destruction of illicit small arms and light weapons; support for development of roadmap for National Cohesion and Integration Commission (NCIC); psychosocial support for vulnerable groups, political engagement and public awareness on peace and contribution to key national and county policies resulting in strengthened peace structures and community efforts to enhance peaceful coexistence and build social cohesion. However, localized peace policies, strategies and activities need to have focused more on advocacy for local ownership, resourcing for implementation of conflict prevention and CVE activities by counties. Currently, CAP implementation is dependent on donor funding.

The UN initiatives on gender mainstreaming in peacebuilding saw a gender pillar and gender language for all the 47 County Action Plans (CAPs) on violent extremism in line with the recommendations from the United Nations Security Council resolution (UNSCR) 2242 and the Kenya National Action Plan (KNAP) on UNSCR 1325 on Women, Peace and Security. As a result of these activities, Kenya gained nine (9) steps and now ranks 98 out of 167 in the 2019/2020 Women, Peace and Security Index, compared to 107 in 2017/2018. Other activities targeted communities affected by violent extremism, including livelihood support, skills and resilience-building programmes for at-risk youth (female) and women, with linkages to national affirmative funds for sustainability and scaled up.

There was support to national and county plans in mainstreaming environmental sustainability for management of natural resources, with 25 county plans developed in the first two years. The policy efforts were further galvanized by community-based environment and conservation projects implemented under Global Environment Fund.

To address issues that span borders, especially conflict over natural resources, cattle rustling, animal diseases, and poor livelihoods, the UN started two flagship cross-border projects in 201. These are the Kenya Uganda cross border project and Kenya Ethiopia cross border project in the Karamoja and Marsabit-Moyale clusters, respectively, with both having project documents to guide investments. A high-level political commitment was shown during the launch with MOUs signed by the Heads of State. Still, the two flagships are no longer implemented due to poor inter-agency engagement across borders and inadequate resource mobilization.

To enhance the Leaving No One Behind principle, the UN supported revision of the Refugee Bill 2019 to enhance refugee integration with host communities. If the bill is finalized and implemented, refugee issues will be mainstreamed in the country's policies to enhance resilience. However, this is unlikely in the current political environment.

## Strategic Result Area 2: Equitable Social and Human capital development

### Outcome 2.1: By 2022, children, youth and adults have increased access to inclusive and equitable quality and relevant education and training that integrates sports, culture and the arts and provides life-long learning opportunities

The outcome results for this outcome are provided in Table 8 below.

Table 8: Results Achievement for Outcome 2.1

SRA2: Indicator	Baseline	Achievements		Target
	Value	2018/19	2019/20	2021/22
2.1-1 - Gross Enrolment Rates (boys; girls) in ECD, primary, secondary and TVET	Boys 78%; Girls 75% (ECD)	78.40%	109%	Boys 90%, girls 90% (ECD),
	Boys 105.8%; Girls 101% (Pri.)	104.00%	99.60%	Boys 100%; girls 100% (Pri.),
	Boys 67%; girls 59.6% (Sec.)	70.30%	71.20%	Boys 80%; girls 80% (Sec.)
	Male 56%; female 44% (TVET)	No data	No data	
2.1-2 - Proportion of children and young people:				
(a) in grades 2/3 at least a minimum proficiency level in (i) reading and (ii) mathematics, by sex (SDG 4.1.1) (Number)		Reading - L4 Kiswahili: 48.7%; English 41.2%	No data	
		Mathematics - L4: 5.4%		
(b) at the end of primary at least a minimum proficiency level in (i) reading and (ii) mathematics, by sex (SDG 4.1.1) (Number)		Reading: Kiswahili 44.7; English: 53.6	No data	
		Mathematics - 49.3		
(c) at the end of lower secondary achieving at least a minimum proficiency level in (i) reading and (ii) mathematics, by sex (SDG 4.1.1) (Number)		No data	No data	
2.1-3 - Transition and completion rates from/of (a) ECDE to primary; (b) primary to secondary /vocational and technical training centres; and (c) secondary to higher or tertiary education (Number)	Transition rates			Transition rates
	(a)ECDE 100%	No data	No data	(a) 100%
	(b) Pri. 86%	83%	83%	(b) 90%
	(c) N/A			(c) 75%
	Completion rates			Completion rates
	(a)ECDE N/A	No data	No data	a) ECDE – 90%
	(b) Pri. 83%	84%	84%	(b) Primary- 90%
(c) Sec. 52%	No data	No data	(c) Secondary – 85%	
2.1-4: Proportion of youth and vulnerable groups (including refugees and people with disabilities) engaged in sports, culture and arts (Number)		No data	No data	

The outputs for outcome 2.1 address the necessary components for access to inclusive, equitable, quality and relevant education and training. The outcome-focused on delivering on Policy, supporting education in emergencies, Early Childhood Development (ECD), Technical and Vocational Education and Training (TVET) and supporting the cultural elements. This outcome had several indicators with no data. For example, indicator 2-1-2 on ECD showed progress with Gross Enrolment Rates for ECD increasing from 78.4% in 2018/19 to 109% in 2019/20; however, there was stagnation in gross enrollment rates in primary and secondary levels between 2019 and 2020.

The contribution of the UN in this outcome included support for the development of the national Education

Sector Strategic Plan and Sessional paper as well as specific policies and guidelines such as sports integration, mentorship and school re-entry guidelines. The UN also supported the development of policy implementation structures such as the National Early Childhood Education Committee.

The UN has also implemented school meals management, menstrual health management and webinars for creative arts practitioners on key issues for personal development and entrepreneurship, such as copyright act in Kenya. However, despite these initiatives, data gaps to measure outcomes remain an impediment in assessing outcome results, as shown in Table 5 above.

The five (5) original outputs remained throughout the programming period, but activities were enhanced, or some change of strategy was instituted to respond to changing contexts. For instance, in response to COVID-19, the UN re-prioritized distance learning and its attendant prerequisites over in-person learning. Also, distribution of school meals was done through take-home rations after the closure of schools. Some resources went to purchase and distribute masks, develop water points, distribution of radios, revise books, and development of health protocol guidelines. To reduce the vulnerability of girls from low-income settings, there was reprogramming of resources towards procuring dignity kits for girls and more messages on teen pregnancy and GBV were scaled up at the community level in response to the COVID-19 floods conflicts. Teachers' capacity building on back-to-school preparations, child protection, and gender-sensitive pedagogy.

Going forward, respondents felt the need for more focus on the whole child approach across age groups and more linkages with other outcomes. Thus, more needs to be done for youth under TVET and higher education, with industry linkages for internships, research and tracking employability to inform selection of relevant courses by tertiary institutions. The GENU programme provides a key opportunity for in-depth programming for youth in the next programming cycle. Also, refugee education needs to shift to inclusion in national systems rather than categorizing them as a humanitarian issue.

**Outcome 2.2 By 2022, people in Kenya have increased and equitable access to and utilize quality health services including Sexual Reproductive Maternal New-born Child Adolescent Health (SRMNCAH) in emergency and non-emergency settings**

The results for outcome 2.2 which focused on quality health care are shown in Table 9 below.

*Table 9: Results Achievement for Outcome 2.2*

Indicator	Baseline	Achievements		Target
		2018/19	2019/20	2021/22
Under-five mortality rate	52	50	47	TBD
Maternal mortality ratio	362	340	330	TBD
Neonatal mortality rate	22	22	20	TBD
Proportion of population who are covered by any form of health insurance	TBD	25	60	TBD
Percentage of live births attended by skilled health personnel	70%	63%	68%	85%
Adolescent birth rate	96	96	96	85
Unmet need for family planning	18%	17	16	15%

Since 2018, Kenya has made progress in reducing the under-five mortality rate, maternal mortality ratio and neonatal mortality rate, coverage of health insurance, and reduction of unmet need for family planning. However, indicators for live births attended by skilled health personnel and adolescent birth rate data have not been updated as these depend on surveys that have not been carried out. The UN contribution to the health sector outcome is premised on UN support for health systems strengthening, institutional and technical capacity building, and improved leadership, technical and institutional capacity to prevent, control, and eliminate the communicable, non-communicable and neglected disease. UN strategies in these areas align with its comparative advantage, including providing normative guidance and tools, technical support, training, advice and advocacy.

UN programming in sexual and reproductive health and rights, gender equality, and women empowerment directly contributed to reducing infant and under-five mortality rates, maternal mortality ratio, and unmet



family planning needs. All outputs, therefore, had a plausibly causal effect on the health outcome. The underlying assumptions, including government commitment through the Big Four, created an enabling environment to utilize UN support in the health sector. During the period 2018 to 2021, there were no significant shifts in outputs. The outputs remained consistent over time except for additional one output on the COVID-19 response. However, most of the output indicators included in work plans are pitched at the outcome level. It is not possible that only the UN could have achieved the outputs. Therefore, there is a need to focus output indicators on what UN activities could achieve.

In contributing to the outcomes for the health sector, the UN support covered all the health systems building blocks with specific focus on strengthening health financing through amendment of the NHIF Act, conducting labour market analysis, development of UHC policy to advance the LNOB agenda, midterm review and development of Kenya Health Sector Strategic Plan, establishment and strengthening of primary healthcare networks in several counties and capacity building for implementation of community health strategy. In addition, the UN provided programme specific support such as support to Malaria, TB, HIV, Sexual and Reproductive Health, Neglected Tropical Diseases and Non-Communicable Diseases to develop national strategic plans, policies, guidelines and building technical capacities.

The UN continues to support, participate in and provide advice to coordination structures, including the Inter-Agency Coordinating Committees (ICCs) and health sector steering committee; improving data systems including the establishment of health observatory, strengthening version 2 of the District Health Information System (DHIS2), strengthening surveillance and civil registration. At the county level, the UN played a crucial role in enhancing the capacity of County and Sub-County Health Management Teams to provide effective strategic leadership and improve supportive supervision. In addition, UN programming in Sexual, Reproductive Maternal, Neonatal and Adolescent Health contributed to reducing maternal, neonatal, and child deaths and improved adolescents and youth access to healthcare.

UN supported the updating of guidelines, strengthening youth advocacy and knowledge on SRHR, improving policies specific to SRMNAH, providing commodities especially for family planning and maternal health, wide range of technical capacity building including Minimum Initial Service Package (MISP) for SRHR, which was critical during emergencies (floods, droughts and COVID-19). Other areas of support included immunization through outreach services and accelerating COVID-19 vaccination. UN also supported the government health response to COVID-19 through the development of response and recovery plans, tracking of continuity of essential health services, surveillance training, strengthening infection prevention and control, advocacy for establishment of the public health institute, training on International Health Regulations and costing of health security plans.

The results of the UN support in the health sector could have been optimized through better integrated and joint programming. For instance, within the UNDAF, outcome 2.3 on nutrition, outcome 2.4 on HIV response, and outcome 2.5 on WASH all seek to improve health outcomes and could have been integrated to promote synergies. Joint programming was also limited among agencies implementing programmes in the health sector.

**Outcome 2.3 By 2022, increased proportions of girls and boys under 5 years and pregnant and lactating women have equitable access to and use quality nutrition specific and sensitive interventions**

The results for Outcome 2.3 which focused on the nutrition thematic area are shown below.

*Table 10: Results Achievement for Outcome 2.3*

Indicator	Baseline	Achievements		Target
		2018/19	2019/20	2021/22
Prevalence of stunting among children under 5 years of age (SDG 2.2.1)	26%	25%	24%	22%
Prevalence of acute malnutrition among children under 5 years of age (SDG 2.2.2)	4%	4%	4%	3%
% of women practising exclusive breastfeeding	61%	65%	68%	72%

Under this outcome, the indicators showed mixed progress. The prevalence of stunting among children under the age of 5 years declined from a baseline of 26%, to 25% by 2018/19 and 24% by 2019/20. The prevalence of

acute malnutrition in the same age group stagnated at 4%, the baseline value. However, the percentage of women practicing exclusive breastfeeding increased to 68% by 2020, up from a baseline of 61% in 2018.

**Outcome 2.4: By 2022, all women, men and children in need, including key and priority populations, have equitable access to quality HIV prevention, treatment and care services**

The results for Outcome 2.4 which focused on HIV and AIDS interventions are shown below.

*Table 11: Results Achievement for Outcome 2.4*

Indicator	Baseline	Achievements		Target
		2018/19	2019/20	2021/22
Number of new HIV infections per 1,000 uninfected population, by sex, age, key populations, county	53,000 1.21 (incidence rate): Male 15+: 18000; Female 15+: 27,000; Children 0-14: 8000	53,000	41,700	25,000
Number of AIDS related deaths disaggregated by age, sex and county	28,000 Male 15+: 13,700; Female 15+: 10,000; Children 0-14: 4,300	19,000	20,997	16,000

Progress in reducing new HIV infections has been slow and AIDS related deaths are relatively constant. Nevertheless, the theory of change for this outcome is robust, with the planned outputs addressing critical issues that contributed to the related outcome indicators.

The LNOB agenda was integrated into UN support by supporting county HIV profiles and prioritizing those with high HIV burden and critical drivers of the epidemic. The interventions were also aligned to UN comparative advantage, especially in strategic information generation, resource mobilization, policies and strategic plan development, advocacy, and normative guidance.

There was no shift in outputs during the implementation period. However, activities for mitigating the impact of the COVID-19 pandemic on HIV response were integrated with the outputs. This response to COVID-19 contributed to the achievement of outcomes. Output indicators and related baseline and targets were defined, but these indicators were pitched at the "outcome" level.

However, the UN responded and contributed to the HIV outcome through the Joint Programme on HIV. UN responded through capacity strengthening at national, county and community levels where UN worked through CSOs and networks; strengthening coordination and collaboration between national and county governments; development of strategies and guidelines; steering the LNOB agenda to ensure HIV prevention among key populations, vulnerable populations (AYPs, Women, PWDs, Refugees and Migrants among others); and generation of evidence and HIV estimates guiding targeted HIV response at national and county levels.

Capacity strengthening was also critical in profiling HIV across counties. Focus on promoting and protecting the human rights of PLHIV and those affected, including addressing stigma (through the HIV tribunal and civil society), was also critical in contributing to uptake of HIV prevention and treatment services. There was also a focus on strengthening mechanisms for supporting GBV survivors' access to health and justice services and enhancing access to HIV services among prisoners and other key populations. UN influence and technical guidance was instrumental in resource mobilization and ensuring resource allocation at the national level e.g., Although the UN outputs and activities were appropriate in contributing to the HIV response in the country, the evolving global and national context for the HIV response requires that the UN also focus on assisting the country to address global supply chain issues and assisting county governments to sustain commodities; advocate for the country to increasing resources and commitment towards HIV prevention and supporting Kenya to transition to sustainable domestic financing of the HIV response.

**Outcome 2.5: By 2022, an increased proportion of the population have access to sustainable and safe drinking water and sanitation, and practice appropriate hygiene behaviour**

The proportion of people using safely managed drinking services marginally increased by about 2% between 2018 and 2020, while the proportion of the population using safely managed sanitation services increased by 9% over the same period. However, overall, the coverage of these indicators remains low (less than 30%).



Table 12: Results Achievement for Outcome 2.5

Indicator	Baseline	Achievements		Target
		2018/19	2019/20	2021/22
Proportion of population using safely managed drinking water services	22.6%	22.6%	24.2%	30%
Proportion of population using safely managed sanitation services, including a hand-washing facility with soap and water	20%	20%	29%	25%

UN contributed to the above outcomes through support for increased urban and rural sanitation and drinking-water supply, hygiene promotion through sensitization and communication interventions, and ensuring better access to sanitation and drinking-water in schools and health facilities. In addition, with the new devolved structure, counties also became accountable for supplying, monitoring and reporting on the provision of sanitation services to the people. This created demand for related capacity building, which needed to be tackled through the 2018-2022 UNDAF's WASH support. Other than M&E, capacity building of human resources also involved the provision of help in preparing investment plans for urban and peri-urban areas, the design of capacity development strategies for water, sanitation and hygiene to promote rationalization of staff deployment and staff training, etc.

There is a widespread scientific consensus that better water, sanitation, and hygiene would prevent illness and deaths of many children aged under five each year. Also, the link between (mal)nutrition and open defecation, unsafe drinking water and lack of sanitation and hygiene is a scientific fact. Therefore, it is safe to conclude that safe drinking water, basic sanitation and good hygiene practices are essential for children's survival. However, to achieve universal access to drinking water and sanitation by 2030, investments would need to be spectacularly ramped up. The challenge to reach the targets is obvious given current levels of investment in the face of other competing interests, projected population growth and the detrimental effects of climate change.

In late 2021, the UN and GoK launched the Kenya Sanitation Alliance targeting 15 counties with highest rates of open defecation. The alliance sought to eliminate open defecation by 2025. According to the 2019 Kenya Population and Housing Census, the 15 target counties make up almost 85% of open defecation in Kenya nowadays. The counties (Baringo, Garissa, Homa Bay, Isiolo, Kajiado, Kilifi, Kwale, Mandera, Marsabit, Narok, Samburu, Tana River, Turkana, Wajir, and West Pokot) are located across the ASAL region. By 2020, sustained UN support ensured that over 1,700 villages were certified as open defecation free that year. In that year alone, the UN achieved improved access to safe drinking water for more than 105,000 people while supporting almost 360,000 people to access safe drinking water in 12 flood-affected counties. In addition, 106 primary schools were provided with gender and disability sensitive water, sanitation and hygiene facilities in 2020, partially in response to the COVID-19 pandemic. Moreover, community initiatives on menstrual hygiene management (MHM) benefited over 15,000 adolescent girls out of school due to COVID-19 in 2020. As a result, the girls received washable, reusable sanitary pads. In addition, NGOs and CSOs received ToT support to provide education and information on MHM to girls and women.

As part of the anti-COVID response, the UN distributed hygiene and COVID-prevention items, including soap, hand-sanitizer, hand-washing stations (rapid deployment: 854 by October 2020 in Nairobi County, alone), disinfectant and personal protection equipment for use in schools, health facilities, and public spaces. In addition, training was organized for frontline personnel on disseminating public health messages, including in health facilities, markets, and other public spaces.

**Outcome 2.6: By 2022, marginalized and vulnerable people have increased access to and utilize social protection, and services for prevention and response to gender-based violence and violence against children**  
This outcome was measured through five indicators and the performance from 2018 to 2020 is shown below.

Table 13: Results Achievement for Outcome 2.6

Outcome indicator	Baseline	Achievement		Target
		2018/19	2019/20	2021/22
Proportion of population covered by social protection floors/systems	12%	15%	18%	25%

Proportion of total government spending on social protection	0.5% of GDP	0.6%	0.7%	1%
Proportion of children under 5 years of age whose birth have been registered (SDG 16.9.1)	60%	60	65	75%
Reduced prevalence of GBV, FGM, VAC and child marriages	GBV: (Physical and Sexual); Women: 41%, Men: 11%, 2014; FGM: 21%, 2014; VAC: Girls:13% and Boys 99%, 2010; Child marriage: 22.9%, 2014	No data	No data	5%
Proportion of GBV, FGM, VAC and Child Marriage cases reported, investigated, prosecuted, convicted and provided with comprehensive services (medical, psycho-social, legal aid, rehabilitation, shelter)	None	No data	No data	TBD

Two indicators: reduction of GBV, FGM, VAC and child marriage lack data given that they depend to a large extent on population surveys which have not been carried out. The indicator on GBV, FGM, VAC and child marriage case management also lacked data that could be sourced from relevant information management systems being developed and strengthened. Other outcomes indicators demonstrate significant progress made in expanding social protection coverage, and the country is on track to achieving the 2022 targets for these indicators. The underlying theory of change under this outcome was robust. The UN support addressed identified policy, institutional and technical capacity and information systems gaps and gaps in available evidence in social protection, GBV, VAC, FGM and Child Marriages. UN addressed these gaps using strategies aligned to its comparative advantage.

UNDAF outputs were also logically linked to the outcomes. The underlying assumptions for utilization of the outputs also held; for instance, the government demonstrated commitment to providing social assistance and eliminating GBV, FGM, VAC and Child Marriages at the highest level (Presidency) and sector level. This contributed to the successful development of relevant policies and strategies. There was equally commitment and support from County Governments, which enabled the development of county social protection policies and strategies and the establishment of GBV working groups in counties. Similarly, government commitment to addressing GBV and other harmful cultural practices started from the presidency to all involved sectors requiring government-provided leadership.

UNDAF outputs contributing to this outcome remained the same between 2018/2019 and 2021/2022, demonstrating the UN support's consistency. The outputs focused on the review, development and implementation of policies, legislation and strategies; strengthening systems and service delivery; strengthening coordination and inter-sectoral linkages and strengthening technical capacities, awareness and skills for prevention and response to GBV, Harmful cultural practices and violence against children (VAC). Key outputs targets achieved included; review of Social Assistance Act, development of county social protection policies and strategy, development of a social protection investment plan; drafting of the children's bill; strengthening information systems; an effective inter-sector and national/county coordination system and improved GBV/FGM/VAC/Child Marriage information systems.

UN strategies for contribution under the various outputs which contributed to this outcome included technical expertise and support for creating national and county levels enabling environment – policies, legislation, strategic plans and guidelines development. These included updating the 2011 social protection policy to be forward-looking, developing regulations for Social Assistance Fund in line with article 43(1) of the Kenya Constitution and provisions of the Social Assistance Act, amendment of the Children's Act which is ongoing. Although social protection is a function of the national government, counties have shown interest and stepped forward to complement national government efforts. For instance, Makueni and Marsabit counties developed social protection policies, and Vihiga and Mombasa developed social protection strategies. In contrast, Wajir developed a County Disability Act and established and Disability Fund with UN support.

The UN provided technical and financial support for strengthening institutional and technical capacity at national/county levels ensuring county governments complementarity and alignment to national policies and

social protection and child protection programmes, and strengthening capacities of coordination departments and structures at national/county levels. UN worked with the social protection secretariat to coordinate counties to ensure issues affecting counties are taken into account when developing social protection policies and county's role in complementing national government social protection programmes are not duplicative. In addition, linkages were established to ensure social protection is linked to other social programmes such as Universal Health Coverage and productive sectors to safeguard the livelihoods of the poor and reduce the population dependent on social protection.

Significant progress has been made in strengthening information management systems and interlinkages between these systems to provide information for decision making improve accountability and targeting of social assistance and child protection programmes. These systems include the single registry enhanced to improve its analytics capacity, aggregates social assistance data, consolidate data on vulnerable persons, increase allocation and expansion of social protection programmes. The Consolidated Cash Transfer Programme Management Information Systems used by to target, deliver, monitor and address grievances for 3 cash transfers for orphans, PWDs and Elderly was also strengthened to seal pilferage and link to the single registry; the NICHE – MIS supporting nutrition-sensitive social protection and bringing on board-eligible children within the three cash transfer programmes for cash top-up and behavioural counselling; the Child Protection Management Information System to enhance monitoring and reporting and informing policy decisions; and Community Development Management Information Systems (CDMIS) whose development integrate economic inclusion.

Support to the government to undertake research on priority areas, e.g. Social-economic impact of COVID-19; assessment of the efficacy of current social protection systems to respond to complex emergencies; midline survey for senior citizens' pension scheme (how efficient and effective has this programme been and can it be expanded); how to extend social protection to informal economy from social security point of view will generate evidence to inform progress towards universal social assistance. However, despite progress made by the country, social assistance coverage remains at 12% (against 36% population below poverty line); universal health coverage is estimated at 29%, and only 22% of persons eligible for pension are covered.

Concerning prevention and response to GBV, harmful gender practices (FGM, child marriages) and VAC, the UN is a crucial partner of the Government of Kenya. UN contributed to respective outcomes through its support in operationalizing interagency mechanisms at the national and county level for coordination, planning and programmes for GBV, VAC, teenage pregnancy, child marriages and FGM; development, amending and disseminating guidelines and standard operating procedures for safe spaces, shelters, GBV recovery centres and SOPs for prevention and response to GBV and protection of FGM cases. This support enhanced the enabling environment and improved service delivery. In addition, capacity for duty bearers and rights holders was strengthened through creating awareness and improving access to justice for survivors of GBV, FGM and VAC.

Other contributions included training government institutions on the Minimum Initiative Service Package (MISP) for GBV during emergencies and providing MISP for GBV during emergencies, including the COVID-19 pandemic. Partnerships were also strengthened to promote public awareness and community involvement in prevention and response to GBV, VAC, FGM and early marriages, including male engagement, GBV/FGM survivors' networks, community monitors and human rights defenders. UN played a key in advocacy by spotlighting the spike in GBV cases during the COVID-19 pandemic providing technical support for integrating GBV in COVID-19 recovery plans, and participating in and advising the COVID-19 response committee on GBV issues. In addition, efforts were made to strengthen GBV Information System, including the sexual violence module in the Demographic and Health Survey, but this is still a work in progress.

Despite these contributions, GBV, FGM, Child Marriages (CM) and VAC remains high in Kenya. Government goodwill at the highest level and prioritization of these issues at the sector level has created an enabling environment to address structural weaknesses and socio-cultural root causes. UN comparative advantage in strengthening coordination, generating evidence and support use of data as well as capacity building can be utilised to support government in these areas. Going forward, there is a need to strengthen coordination of

GBV, FGM, CM and VAC at the county level, improve data systems and enhance community involvement. In addition, joint programming on these programmatic areas should be strengthened within the UN to effectively support the government's multi-sectoral and multi-partner response to these social issues.

**Outcome 2.7: By 2022, management of population programmes and access to quality, affordable and adequate housing is improved in socially and environmentally sustainable settlements with focus on vulnerable groups**

This outcome had six indicators which showed good performance from 2018 to 2020, as shown below.

*Table 14: Results Achievement for Outcome 2.7*

Outcome indicator	Baseline	Achievement		Target for 2022
		2018/2019	2019/2020	
Kenya population and housing census conducted	No	No	Yes	Yes
Proportion of counties with development plans that explicitly integrate demographic dynamics, including changing age structure, population distribution and urbanization	0	0	30%	100%
Percentage of births registered with civil registration services (SDG 16.9.1)	64.1%	64.1%	76%	88%
Percentage of deaths registered with civil registration services	41.9%	41.9%	50%	65%
Proportion of population living in cities and towns that implement urban and regional development plans integrating population projections and resource needs, by size of city (SDG 11.a.1)	TBD	2	4	TBD
Proportion of urban population living in slums, informal settlements or inadequate housing (SDG 11.1.1)	56%	No Data	No data	54%

The population and housing survey was carried out in 2019. The findings were made available in 2020, which informed 30% of the counties to design development plans which explicitly integrated demographic modelling and spatial planning. The percentage of births registered increased from the baseline value of 64.1% to 76%. Meanwhile, the registered deaths increased from 41.9% in 2018/2019 to 50% by 2019/2020. However, the indicator ("Proportion of urban population living in slums, informal settlements or inadequate housing") could not be measured given methodological issues and capacity-related challenges.

The UN contribution included support to the government in data production focusing on various surveys. These are the Demographic and Health Survey (DHS), the Malaria Indicator Survey, several Kenya HIV Survey, and all the health and nutrition-related surveys in support of relevant GoK Departments. Besides providing support to the National Council for Population and Development (NCPD) in designing and implementing surveys and censuses, the UN also supported administrative data production and analysis together with relevant GoK Departments.

The UN-supported number activities including the dissemination of family planning guidance; the design of the Action Plan for Kenya ICPD 2025 Commitments and the production of related annual reports; the revision of population policy which incorporates the issue of devolution; a resource flow mapping exercise for family planning; ensuring that Kenya became a pilot country for zero GBV and zero unmet needs for family planning. Despite these efforts, data weaknesses such as the lack of SDG indicator data for counties remains because surveys are not powered adequately to provide country-specific disaggregation.

Currently, the UN supports efforts to introduce a database including data on vulnerable populations. The agreement to set up such a tool has been secured, and the LNOB indicators to be covered have been decided on. This new tool will help KNBS to address a clear data gap since, up until now, it has never had adequate data on the LNOB population.

**Outcome 2.8: By 2022, individuals and communities in Kenya have reduced exposure to risks and are more resilient to disasters and emergencies**

Results under this outcome have been overwhelmingly positive for the initial half of the UNDAF period, excluding the obvious effects of the Covid-19 pandemic which set in as of early 2020.

*Table 15: Results Achievement for Outcome 2.8*

Indicator	Baseline	Achievement		Target
	Value	2018/19	2019/20	2021/22
Number of deaths, missing persons and persons affected by disasters per 100,000 people	50	44	39	27
Proportion of counties that adopt and implement local disaster risk reduction strategies	10%	25%	40%	64%

There was a marginal reduction of people affected by disaster, as shown in indicator 1 while progress in indicator 2 was significant. The slow progress in the first indicator relates to the fact that in recent years, besides having to endure the onslaught of COVID-19, Kenya has been hit by flooding, an infestation of desert locusts, and drought emergencies. In addition, of late, there is a clear trend of complex crises where natural disasters can be seen as vectors sparking, fueling or driving manmade conflict and crises. Progress in the second indicator is undoubtedly correlated with the fact that an increasing proportion of counties had adopted and implemented specifically customized local disaster risk reduction strategies. Starting from a baseline of a mere 10% pre-UNDAF, reaching 25% by 2018/19 to keep rising to 40% of all counties.

The UN has contributed to this indicator by supporting national and county level mainstreaming of disaster risk reduction policies and implementation of the same to prepare institutions and communities prepare to respond to disasters. These initiatives include the development of the National Action Plan (2019-2022) for Sendai Framework (SF) for DRR; gender mainstreaming guidelines for monitoring and reporting of SF for DRR in Kenya; review of the disaster risk management sectors of the draft Kenya Health Sector Strategic Plan (KHSSP) 2018; and Integration of Gender, DRR and Resilience indicators into the National M&E Indicator Handbook in collaboration with the National Treasury. UN support has seen 14 counties have formulated sustainable food systems and resilience strategies to guide programme design and budgeting. Key results from UN policy and technical support interventions include the introduction of insurance for farming systems to enhance resilience, strengthening the capacity of farmers to reduce and mitigate risks and impact of weather and related losses. Other UN supported interventions include climate-smart agriculture technologies, hazard mapping, and Community-Based Action Plans to support communication and emergency preparedness. More so, the UN has enhanced the technical capacity of counties to draft legislation for Disaster Risk Reduction has been improved. In reducing the number of deaths, the UN has provided humanitarian assistance to communities affected by floods, with over 142,000 people receiving support following the 2018 flood emergency.

A lot has been achieved in this outcome. However, due to climate change, disaster has become cyclic in the country. To achieve sustainability, mainstreaming the triple nexus of disaster management, and focusing on humanitarian and development across all outcomes should be prioritized in the next programming cycle.

**Strategic Result Area 3: Sustainable and inclusive growth**

**Outcome 3.1: By 2022, productivity in services sectors, agriculture, manufacturing, extractives, blue economy and their value chains increased**

UN has been steadfast in supporting Kenya towards accelerated broad-based economic growth to transform the lives of all Kenyans through structural transformation of the Kenyan economy. The UN has been working closely with the Government of Kenya and critical implementing partners to support sustainable and inclusive growth that is increasingly resilient, green, diversified, competitive, creating decent jobs and providing quality livelihoods for all.

During the current UNDAF duration, the results obtained for this outcome are as follows:



Table 16: Results Achievement for Outcome 3.1

Indicator	Baseline	Achievement		Target
	Value	2018/19	2019/20	2021/22
Proportion of population living below the national poverty line, by sex & age.	35.6% (WB report 2018)	33.5	32	TBD
Prevalence of moderate or severe food insecurity in the population, based on the Food Insecurity Experience Scale (FIES).	33.40%	33.4	No data	TBD
Manufacturing value added as a proportion of GDP	9%	7.7	7.5	15%

The results from 2020 indicate the proportion of persons living below the poverty line decreased. Still, these results may have reversed later due to COVID-19 effects, which put two million more people under the poverty blanket. At 7.5%, the manufacturing sector is far behind the goal of contributing to 15% of GDP, partly because some of the resources were redirected towards COVID-19 response. From KIIs, document review and the online survey, food security also remains an issue, although data to assess the current situation is lacking.

The outputs and activities planned to achieve outcome 3.1 included capacity building of technical staff, support to value chain actors and MSME's in selected value chains, technical and financial support to agriculture and livestock sectors, links with manufacturing for instance supporting the leather industry for foot-ware production and supporting development of policies and regulations and implementation of strategies that contribute to improving food safety and reducing food waste and post-harvest losses to enhance food security and nutrition. A case in point that also mirrors the "Leaving No One Behind principle" is supported by agriculture value chains targeting refugees and host communities in Kalobeyei, Turkana County, where a 1.9 million cubic meter water pan has been constructed. Support for Policy and regulations in agriculture and manufacturing for inclusivity and efficiency has been evident at national and county levels.

The number of outputs remained the same from the year 2018/19 to 2019/20. The third output, however, added activity to generate data and information to inform the Government and partners on appropriate actions for COVID 19 preparedness, response or recovery (including impact on priority productive and service sectors; food and nutrition security, cross-border trade/international markets, business and industrial sector, labour & employment, Micro Small and Medium Enterprises (MSMEs) among others.

Under this outcome, key activities/outputs that have contributed to the outcome include Policy and technical support to GoK. In this case, the UN has supported the Policy and investment environment for the productive and service sectors and their value chains, with a total of 81 policy-related documents developed or reviewed with United Nations support. Also, at the national level, the UN has strengthened over 25 mechanisms for coordination and collaboration to enhance policy dialogue; supported development of manuals, standards and guidelines; enhanced information sharing and learning and financing to the productive sectors; contributed significantly in at least 14 high-level decision making and policy dialogue events, some international level, in agriculture, blue economy, and devolution that have influenced strategic decisions. The UN has also strengthened local institutions to contribute to renewable energy solutions. At the county level, the UN has supported nine counties, with most in ASAL areas, to develop sustainable food systems strategies, including enhanced livestock production. The UN has partnered with county governments and partners in using the value chain approach for sustainable and market-oriented agriculture, targeting farmers and traders to enhance agricultural productivity. Over 150,000 farmers and 612 traders have benefited from the interventions, while 3.2 million sheep and goats were vaccinated against killer diseases. Other interventions have focused on enhanced food safety, quality addition and post-harvest preservation of food, and agricultural data and information geared to improve food security. Over 115,660 micro, small, and medium enterprises, including smallholder farmers and retailers, have increased access to markets, with 1,651 MSMEs supplying food commodities to various markets, having met the set quality standards.

Given its importance in facilitating economic growth, it would be helpful to have a specific output with the blue economy as part of the productivity and service sectors. The UN support for the blue economy conference was

a good starting point. In addition, the engagements with the extractives sector need to be enhanced and more support to manufacturing to contribute to poverty reduction. Generation of data and statistics (age, sex, disability disaggregated and other LNOB disaggregation) and strengthened knowledge management to enable measurement of outcome and impact indicators will also be key under the outcome.

**Outcome 3.2: By 2022, marginalized vulnerable groups and regions in Kenya have increased access to decent jobs, income and entrepreneurship opportunities**

The outcome results under this Outcome are shown in Table 15.

Table 17: Results Achievement for Outcome 3.2

Indicator	Baseline	Achievement		Target
	Value	2018/19	2019/20	2021/22
Wage employment by industry and sex	F: 36.5%, M 63.4%	2.7m	2.93m	1/3 rule
Number of persons engaged in the informal sector by activity	6% growth in 2017	13.4M	15.05M	7%
Proportion of income generated by MSMEs by type	45.3 per cent of their net income on investments, 44.5 per cent household	50	Micro-45.3; Small - 63.4; medium - 69.7	50%

From Table 16, wage employment, as well as persons engaged in the informal sector, increased. However, given the effects of COVID-19, the 2020 December results were not sustained because other reports from surveys indicate job losses amounting to an estimated 2 million people.

The UN under this outcome has focused on technical and financial support to MSMEs and SMEs, providing entrepreneurs with start-up kits and knowledge and skills on sustainable and business-oriented production and service provision. The UN planned for outputs and activities that contribute directly to this outcome, including mapping of MSMEs to provide data to be used as a basis for planning for capacity building and support, establishing strategic partnerships and linkages with value chain actors such as markets, skill development, among vulnerable populations to enhance employability, linkages to the private sector for an internship, volunteer ship, attachments, apprenticeship and return ship, sensitization of employers on workers' rights and obligations under labour policies and laws, and supporting the development of a policy and legal framework for integrated national skills development.

Through UN support, MSMEs have accessed credit worth USD 943,000, contributing to enhanced income and entrepreneurship opportunities targeted to agricultural, livestock, fisheries and forestry value chains while ensuring women empowerment. In addition, the UN has further supported skill building for youth through support to the Government of Kenya through the National Industrial Training Authority (NITA) and strengthened workplace labour policies and capacity of institutions, including the Central Organization of Trade Unions Kenya (COTU-K) on fundamental principles and rights at work for workers.

The interventions on MSMEs have focused on counties, promoting environmentally sustainable green business initiatives and opportunities such as green tannery, hides and skins trading, water harvesting and services provision, waste management, biogas, wind and solar energy and blue fashion, among others. Some 251 youth groups (comprising 5,080 individuals) and 564 women and youth set up new businesses, including beadwork and agribusiness.

The UN worked to build entrepreneurship capacities and skills through training, mentorship, coaching, providing start-up kits, skills in digital marketing, financial inclusion, and *biashara* centres. In addition, there was a consideration of the LNOB principle focusing on youth, women, PWDs and refugees. With investments in pilot projects, there was job creation along value chains including processors, aggregators, traders, service providers, input suppliers, lenders and farm mechanization services. Of great importance is a focus on areas of youth interest, the skills provided and job opportunities for youth created through digital platforms such as the "Kuzi" online platform, Microsoft digital literacy training and support to TVET in terms of technical skills.

The number of outputs remained largely the same during the programming period. However, the intent for some was reframed for instance, in 2019/20 output 3.2.1 focuses on MSMEs integrating value chain approach – 'accessing business development services' and fostering partnerships' rather than 'creating decent jobs' as it read in 2018/19, which seems more as a product of business development and partnerships. There was also a focus to support MSMEs, vocational training centres in domestic production and/or safe distribution of COVID-19 Personal Protective Equipment (PPEs) and cleansing products (soap, hand sanitizers, hand washing tanks); including women-owned and other vulnerable groups changes to adopt to COVID-19 situation.

The Government Big 4 strategy in 2018 significantly impacted and was adopted by SRA 3 after the UNDAF had been designed. Key to note is the output of information and data to inform policies in the 2021/22 Workplan, a gap observed in nearly all UNDAF programming sectors. In addition, there is a need for more engagement with counties to budget for or establish private sector partnerships to scale up pilot programmes to provide more jobs, especially in agriculture and manufacturing. There is also a need to support integration of more than 400,000 internal and international migrants who are at the risk of being left behind into the national socio-economic recovery plans.

**Outcome 3.3: By 2022, people in Kenya benefit from sustainable natural resource management, a progressive and resilient green economy**

The results under this outcome indicator are as follows:

Table 18: Results Achievement for Outcome 3.3

Indicator	Baseline	Achievement		Targets
	Value	2018/19	2019/20	2021/22
Proportion of households with primary reliance on clean fuels and technology	11.9% (Cooking – HH)	No data	No data	15%
Proportion of counties that have integrated and implemented climate change adaptation and mitigation plans.	2 counties (with Climate Change Act enacted)	2	25	25
Proportion of important sites for terrestrial and freshwater biodiversity that are covered by protected areas, by ecosystem type	12.40%	No data	No data	TBD
Forest areas as a percentage of total land area	5.95%	No data	No data	10%
Legal framework includes special measures to guarantee women's equal rights to land ownership and control		No data	No data	

Sustainable development embraces environmental, social and economic objectives to deliver equitable growth. Thus, each country needs to set up and implement critical strategies at both national and sub-national levels for environmental protection and adaptation and mitigation of climate change. This is important since Kenya is rated as the 31st most vulnerable country to climate change globally, with climate change impacts leading to a loss of 3% of the GDP annually. Drought is a recurrent phenomenon, and as of late 2021, 2.5 million people in 23 counties were facing famine as a result of drought<sup>19</sup>. However, Kenya is committed to addressing the climate change problem as part of the international community. The President led a delegation to the Glasgow climate change conference from 31 October to 12 November.

Some of the key positive steps recorded in Glasgow include the adoption by over 100 countries, Kenya included, constituting over 85% of the world's forests commitment to enhancing forestry and land restoration, strategies to reduce methane emissions, commitments from international finance institutions to draw down on their investment in fossil fuels and coal, as well as commitment to boost climate finance to adaptation. In this regard, Kenya is quite advanced in integrating robust climate finance principles in development planning. At the national level, Kenya boasts of a robust regulatory legislative and policy terrain that provides building blocks for realizing transformative climate actions at all levels, including the Climate Change Act 2016, the Public Finance Management Act 2012, the Climate Finance Policy 2018 and other regulations, guidelines, and

<sup>19</sup> <https://www.president.go.ke/2021/11/24/speech-by-H-E-president-uhuru-kenyatta-c-g-h-during-the-official-opening-of-the-7th-annual-devolution-conference-in-makueni-county-on-24th-november-2021/>



standards, however not all counties have localized these to their unique contexts and plans.

Kenya's commitment towards climate change matters has further been observed at the devolved level. The Devolution conference held in Makueni from 23 to 26 November shortly after the Glasgow conference was themed 'Multi – level governance for climate action', with a sub-theme, 'Sub-National mobilization in unlocking the full potential of climate action during and after pandemics. The UN support towards climate change interventions is clear. From a baseline of 2 counties in 2018/19, counties with climate change acts rose to 25 by 2020. During the UNDAF period under review, the UN has provided technical and financial support for national and county governments to develop the regulations and standards to develop a State of Environment Report, Makueni County Spatial Plan Popular Version, Forest Policy, Climate Change Act 2016 Regulations as well as Kenya's Long-Term Strategy (LTS) on Climate Change as a follow up to the successful submission of the Nationally Determined Contributions (NDCs) Update to the UNFCCC in December 2020.

The UN-supported the implementation of improved clean cooking/industrial use technologies, the adoption of clean technologies and practices, and the adoption of waste to energy technologies. In the latter case, Prosopis plant species, seen mainly as a nuisance plant in the ASALs, has been used for charcoal production and thus, unlike before, is now seen as beneficial. The UN has also supported inclusive forestry and rangeland management, and governance at the national, county and community level, as well as biodiversity conservation at national and county level Initiatives such as Global Environment Fund by UNDP have produced good results and lessons on environmental conservation and sustainable use of natural resources at the community level. This is seen in initiatives such as ecosystem management planning in Amboseli and forest management user groups in Laikipia.

Technical assistance has also been provided for formulation and implementation of low carbon emission strategy, support inclusive policies and implementation strategies on climate change adaptation and mitigation and strengthening institutional capacities at the national, county and community level for early warning, preparedness and rapid response to threats and crises, strengthen capacity to generate climate information for planning and decision making, strengthen the capacity of technical staff at national and county levels and communities on climate change impact on productive sectors and promote efficient management and use of water for agriculture through capacity building and piloting of climate-smart agriculture technologies with county staff and communities. The outputs under this outcome were reframed and one added in 2021/22. The reframing and addition of an extra output add value in integrating early warning and/or response in environmental management and waste management. There is a need to explicitly include circular economy as part of output 3.3.4 to articulate better on processes and benefits of sustainable natural resource management.

**EQ 8: To what extent and in what ways has UNDAF mainstreamed and operationalized the principles and approaches for integrated programming articulated in UNDAF document (LNOB, human rights, gender, sustainability and resilience, accountability, capacity development and development-humanitarian and peace building linkages)**

**Summary of findings**

- (i) LNOB and HRBA principles were integrated in UN programmes to a large extent but lacked adequate data for planning and monitoring partly due to weaknesses in M&E systems
- (ii) The UN integrated gender into its programming and supported Government to integrate gender in its institutions despite the UN Gender Working Group not functioning as anticipated
- (iii) The UN SRAs and Outcome Results Groups played a key role in coordinating planning, implementation, monitoring and reporting, however, reporting was mainly focused on activities rather than outcome resources
- (iv) Development-humanitarian-peace nexus elements are in different outcomes and were inadequately integrated across all outcomes
- (v) The SDG partnership platform helped to generate resources but its vision is not uniformly shared among all partners

The evaluation team assessed how the UN operationalized the principles for integrated programming outlined in the UNDAF, and the findings are as follows.

*Leaving No-one Behind:* The UNDAF had clear guidance on applying the principle of LNOB in UN programming. It gave guidance on evidence analysis and disaggregation of data, identification of target populations and

location, and capacity building. During implementation, the UN applied this guidance to a large extent across all programmes. The programmes used data to identify their geographical and target populations and delivered interventions to reach these populations. However, the populations left behind and their locations varied from programme to programme. The UN's upstream work supported the government to analyze data and integrate the LNOB principle in policy and strategy development, which ensured that implementation plans and programmes flowed from the strategic plans already focused on populations left behind. However, the challenges with LNOB integration were weak monitoring systems that could not produce granular data to precisely track programme results and target the most vulnerable subpopulations within the youth, women, PWDs, and pastoralists, among others.

*Human rights-based approach (HRBA):* Two human rights issues were prioritized in the UNDAF 2018-2022 under HRBA: (i) the support for implementation of recommendations of human rights mechanisms and from independent state oversight bodies; and (ii) support for integrating refugees into the country's development process. To a large extent, the UN took on board the support for implementation of human rights recommendations under outcome 1.1.1. and supported state reporting, capacity building and monitoring of implementation of the recommendations. With regard to integrating refugees into development processes, the refugee bill was developed but has not been enacted.

*Gender equality:* The UN used various mechanisms to integrate gender across outcomes and in government policies and strategies. Within the UN planning process, gender markers were included in the activity plans for all outcomes and individual agencies shared their plans with the UNWomen for support in gender mainstreaming. The UNINFO database also required every activity to be tagged on gender relevance. In supporting the government to integrate gender in policies, frameworks and regulations, the UN has seconded gender advisors in critical government departments such as COG, Parliament and IEBC. Moreover, the UN has supported the government flagships such as women economic empowerment, GBV and women participation in the electoral process, women leadership in conflict prevention. However, the Gender Working Group that was set up in the UN to facilitate integrate did not function as anticipated due to low commitment from agencies, weak representation in the committee meetings and lack of a clear integration plan.

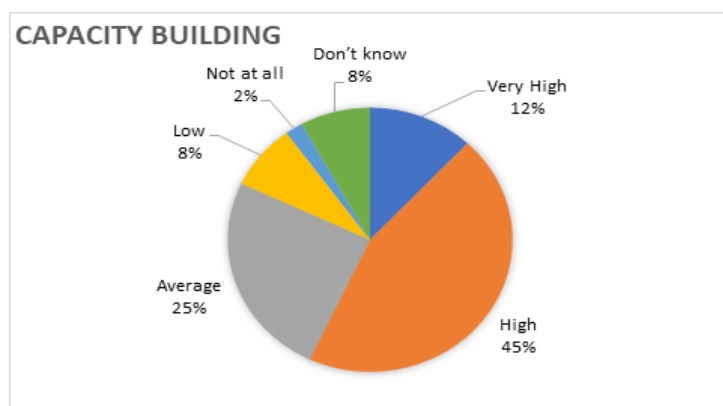
*Accountability:* The UN strengthened accountability in two ways: (i) strengthening monitoring and evaluation systems at county level by working in collaboration with the national M&E department and COG and (ii) supporting production of data through surveys across outcomes to make data related to national indicators and SDGs available.

*Results-focused programming:* The SRA and outcome groups coordinating implementation of UNDAF met at least quarterly to report and review progress. However, the deliberations and reports were focused more on activities rather than results (outcomes). This tallies with the fact 54% of the indicators were found to have no data. On the other hand, these groups played a key role in aligning UN programming to MTP III, SDG indicators and any other emerging issues in their work plans.

*Development, humanitarian and peace-building:* The integration of the triple nexus approach across all outcomes was inadequate. Instead, the UNDAF had a stand-alone outcome for resilience, peace building and disaster risk reduction. There was no clear guidance on the integration of humanitarian-peace nexus into development policies and strategies across all other sectors.

*Capacity building:* This was identified as a key strong area of the UN programming. Capacity building is one of the strategies for implementing interventions, and in most cases, it is demand-driven. Government identifies the need for capacity building and requests for support from the UN. UN support for capacity is across all outcomes and comprises training, systems development and provision of equipment and commodities. For instance, 57% of the survey respondents rated UN capacity building efforts as high or very high, as shown below.

Figure 5: Extent of capacity building of national partners (n=83)



From qualitative responses, more capacity building is required at local/county levels in various sectors including peacebuilding, building capacities through curriculum integration and national training institutions and for sustainability, thorough needs assessments to enable appropriate response to actual training needs, more South-to-South learning. There was also potential to do more with senior government officials as pertains to planning, resourcing and reviewing results

collectively. It is evident when one looks at the Annual work plan that most of the activities consist of technical support with some capacity building components. It is appropriate to consider undertaking a thorough assessment of results or outcomes of capacity building in order to gauge the effects of capacity building from an institutional perspective. For capacity building to be effective, it is also important to avoid one off activities. Further, knowledge and skills are dynamic and there are several emerging issues which require continuous training.

*Partnerships:* UN embraced partnerships as a strategy for resource mobilization to finance SDGs. The SDG Partnerships Platform put in place was designed to unlock public-private and philanthropic financial and intellectual capital to support Kenya accelerate the implementation of its development agenda. This platform has mobilized about US\$5.8m from a range of partners. This partnership could be enhanced by ensuring a shared vision among all partners and a clear plan for collaboration.

### 2.3 Efficiency

**EQ 9: How has the UNDAF utilized existing local resources and capacities of rights bearers and duty holders to achieve outcomes? & EQ 10: To what extent did the UN mobilize and make use of adequate capacities to support the UNDAF's implementation?**

#### Summary of findings

- (i) The UN effectively leveraged government resources and capacities to implement UNDAF and this to a very large extent contributed to achievement of UNDAF outputs
- (ii) The UN leveraged resources of civil society organisations and networks and communities' actors to implement community-based interventions, strengthen advocacy and social accountability, public participation in development process and generate demand for services and this contributed to achievement of UNDAF outputs
- (iii) The UN utilised partnerships, particularly the SDG partnership platform to unlock financial and technical capacities of private sector and philanthropies to support SDGs which are central to UNDAF but potential of this platform can be enhanced by ensuring members share its vision and expectations.
- (iv) UN mobilised financial resources to support UNDAF implementation but funds there were funding gaps when comparing funds mobilised against the project budget which affected the delivery of UNDAF as design and led to downscaling of some programmes
- (v) UN has in place mechanisms for harnessing and leverage the capacities of individual agencies to deliver UNDAF outputs such as joint programming, integration across UNDAF SRAs, Delivering as One and the Business Operations Strategy but the potential of these mechanisms was not optimized

The UN effectively leveraged government capacity and resources to implement UNDAF activities and thus contribute to the UNDAF outcomes. This was demonstrated by UN-supported actions in government work plans in which the government had allocated part funding, and the UN filled funding gaps. This amounted to UN/GOK co-funding of some activities. The government also allocated resources to the implementation of policies, strategies and guidelines developed with UN resources which made UN resources play a catalytic role. The UN provided the expertise of its human resources in some activities, while the actual funding came from the government. To a large extent, the government capacity in terms of personnel and systems was utilized to implement UNDAF. However, the challenge in using government resources arose from the government

allocating limited budgets to some departments. Overall, the utilization of government capacities and resources significantly contributed to UNDAF results.

The UN used utilized partnerships, particularly the SDG Partnership Platforms, to unlock public, private and philanthropic financial and intellectual capital given supporting Kenya to accelerate the implementation of its development agenda. Since 2017 about US\$5.8m financial and in-kind support has been generated from the platform. The platform can leverage resources and capacities from the private sector and philanthropies to support the SDG agenda, which is central to UNDAF. Still, its vision and expectations are not shared among all members.

The UN also utilized resources of communities as duty bearers to contribute to the achievement of UNDAF results. UN used the knowledge, expertise and networks of non-government organizations, community-based organizations, faith-based organizations, community actors, including community and religious leaders, among others, to reach vulnerable populations being left behind and amplify their voices in the development process. UNDAF utilized these soft capacities to generate demand for services, strengthen social accountability, increase community participation in development processes, and implement community-based activities. Some examples include strengthening public participation in-country development processes, increasing community awareness, prevention and reporting SGBV cases, strengthening the capacity of women to participate in the political process, increasing key and vulnerable populations awareness on HIV prevention and other infectious diseases, strengthening the capacity of paralegal networks to increase access to justice and support for the implementation of community-based governance activities among others.

Internally, the UN mobilized financial resources to support the implementation of UNDAF. Although the tracking of UNDAF financial data had gaps, the best estimated based on available data shows that UNDAF expenditure was US\$244m by the end of 2019 and US\$278m by the end of 2020, representing 76.3% expenditure against the actual required budget. If compared with the estimated UNDAF budget of US\$1.9b, the actual expenditure by the end of 2020 was only 14%. Overall, there was a high burn rate of available funding while the gap between the available budget and projected budget was huge. Since the UNDAF budget was a projection (and not a reflection of actual funds available), many programmes were more or less underfunded, which resulted in downscaling of programmes and activities, affecting the achievement of UNDAF results. A key challenge affecting the UN in mobilizing funds was the general decline of donor prioritization of Kenya for funding due to its Lower Middle-Income status, the global financial crisis, the impact of COVID-19 in the economies of donor partners, among other issues.

This notwithstanding, the UN still maintains an edge in mobilizing funds for humanitarian emergencies, given its comparative advantage in these areas. UN raised significant funds to support government response to the locust infestation and the COVID-19 pandemic.

UN has internal established mechanisms to harness and leverage individual agency capacities and resources to increase synergies and optimize its support for UNDAF to achieve its results. These mechanisms include:

- i. The UNDAF itself, whose SRA architecture allowed cross-outcome integration within the remit of the SAR but less so across SRAs. The synergies could have been optimized if cross SRA integration had been facilitated. (ii) Joint programming, which has been a long-standing approach for the UN to harness the comparative advantages of individual agencies to deliver a common programme. However, joint programming was more optimized by joint programmes and area-based programmes than other programming approaches. In addition, although 25 agencies signed off the UNDAF, a few (very) specialized technical entities among the non-resident agencies did not entirely pull their weight, which was likely not the least due to the general lack of funding. Thus, there remains dormant synergies and potential that could be optimized to increase UNDAF results.
- ii. Delivering as One (Dao), which is a key pillar of UN reforms and contributed to harnessing Un synergies and reducing transaction costs. However, DaO mechanism was not optimized due to resistance to change, which can be linked to fear of agencies losing some of their space and fear of staff positions becoming redundant, lack of buy-in for Dao, low understanding of DaO, especially among new staff;

lack of joint oversight accountability and competition for resources. As a result, to a large extent, the potential of DaO to maximize the utilization of UN resources has not been optimally exploited.

- iii. operational reforms based on the Business Operations Strategy (BOS) can increase financial and operational efficiency, contributing to better implementation of UNDAF. A BOS related study estimated that over 4 years (2021- 2024), a total of USD 19.4m in efficiency gains would be generated. The UN has reached a consensus on operational reforms, but implementation is yet to realize the projected savings.

## 2.4 Sustainability of the UNDAF

**EQ 11: To what extent does the UNDAF ensure continuity, ownership and that implementing partners and beneficiaries will sustain UNDAF results? Is there an exit strategy in place?**

### Summary of findings

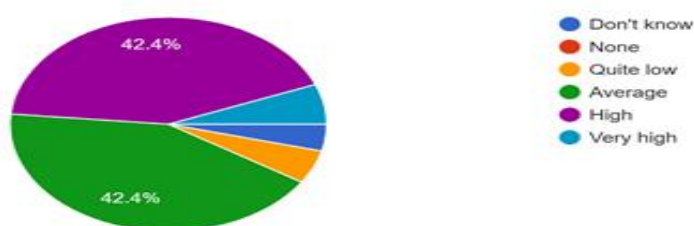
- (i) The alignment of UNDAF to national priorities and government work plans, co-funding of some activities with Government and government leadership in implementation of UNDAF has strengthened government ownership which is to contribute to sustainability of UNDAF gains
- (ii) Recognition and utilisation of the high level of expertise among government personnel at national and sub-national levels likely contribute to durability of gains made through UNDAF
- (iii) UN focus in institutional strengthening and capacity building in all outcomes is a key measure for sustainability
- (iv) The enabling environment created through policies, legislation, strategies and systems developed with UN support will have a lasting positive effect
- (v) Resilience, as a flip side of sustainability, did not received great attention and was not integrated across all outcomes and this was exposed by the COVID-19 pandemic

The UNDAF integrated measures for sustainability in its overall programming strategies and these measures have a high likelihood of contributing to durability of UNDAF gains beyond its period although with mixed success. As shown below, 42.4% of survey respondents rated the likelihood of sustainability of UNDAF gains as high and 42.4% rated it as average.

Figure 5: Likelihood of sustainability of UNDAF results

14a) What is the likelihood of the results of UNDAF being sustained?

99 responses



Key measures contributing to sustainability and inherent challenges are as follows:

- i. Alignment of UNDAF/UN support to national development priorities and government work plans contributed to government ownership critical for sustainability. To a large extent, the execution of UNDAF is ingrained or infused into the working of the government and key institutions that ensures ownership of UN support at higher levels of government. This solid UN partnership with the government (national and county levels) has raised ownership that contributes to the government taking forward the gains of the work supported by the UN. There is also goodwill for UN work in the country at the highest level of government. The UN supports priorities in the government work plans at the implementation level. Some of the initiatives are co-funded by the government and UN while the UN fills funding gaps. These being government priorities, the government allocated funds to implement the initiatives such as policies and strategic plans (within the broader context for constrained fiscal space). At the county level, the deliberate approach to engage county technical officers in UN interventions and to have county governments contribute financial resources to activity



- implementation has also increased county government ownership.
- ii. The recognition and utilization of the high-level expertise among government staff at national and sub-national levels. In contrast to external consultants, as is the case with most other development partners, the use of these staff has a high likelihood of sustaining gains made. However, the challenge has been the high turn-over of high-level policymakers and technical staff from the ministries and departments that undermines sustainability and calls for a better system for handover, continuous engagement and training of new staff. This challenge was experienced in most ministries or sectors.
  - iii. Government allocation of adequate budget or funding to the ministries and departments at the national and county level, coupled with effective management of the decline in donor funding, is critical for sustaining gains made. Government funding of its priorities seems uneven, with some ministries and departments reporting adequate funding (for planned activities) while others receive inadequate financing. Departments with inadequate funding have challenges sustaining gains made through UN support, such as the implementation of progressive policies, strategies, guidelines and systems. For instance, the scale-up of some of the achievements and lessons learnt in selected counties is challenging due to inadequate funding to relevant national departments. During the COVID-19 pandemic, the government re-allocated funds to sectors and interventions key for responding to the pandemic affecting other critical programmes such as Universal Health Coverage in the health sector. Donor funding is also declining to a large extent due to Kenya Lower Middle-Income Status and projected macro-economic trends. Mitigation measures to address the decline or pull out of donor funding were implemented in some sectors. For instance, in the health sector, a Health Financing Transition Group was established to address the transition from GAVI funding for immunization commodities; in HIV response, the UN is championing a financing transition plan for Kenya, brokering donor partners to retain funding and also improving efficiencies to address wastage of resources. Another critical issue affecting the sustainability of UNDAF gains has been Kenya's high borrowing from local and international sources resulting in a considerable amount of revenue being used for debt serving.
  - iv. UN focus on strengthening institutions is likely to contribute to sustaining gains made through UNDAF. Through capacity building and systems development, institutional strengthening has been a core aspect of UN programming in all outcomes. For instance, to ensure government reporting to human rights mechanisms, the UN has been facilitated the establishment of the intergovernmental agency coordinating reporting (instead of supporting the development of periodic reports) to ensure sustainability; strengthening of the National Legal Aid institution contributes to ensuring continued access to justice especially among the poor; development of data systems for the social assistance/social protection and child protection among others. In addition, capacity building through training of government personnel at policy and technical levels at nation and county governments was also a significant aspect of UN programming and likely to contribute to sustainability while taking into account staff movements.
  - v. The enabling environment created through policy is likely to ensure sustainability. The policies, legislation and strategies developed with UN support helped to create an enabling environment for the provision of services, particularly to vulnerable populations and in marginalized areas such as the FCDC counties.
  - vi. Resilience as a flip side of sustainability, however, has not received great attention, and this was exposed by the COVID-19 pandemic. Long term and more broad sustainability through the integration of political and societal resilience, social and economic resilience into UNDAF, as well as integrating development-humanitarian-peace nexus, has not been adequately addressed.



## Section 3: Conclusions and Recommendations

### 3.1 Conclusions

**Conclusion 1: The Common Country Assessment that informed UNDAF 2018-2022 was pitched at national level and had had less focus on and provided limited guidance for UN work at county level**

The UNDAF addressed the issues and challenges identified in the Common Country Assessment (CCA) across all outcomes. The CCA provided comprehensive analysis of socio-economic challenges and issues at national level but there was limited disaggregation of the issues at country level due to data limitations. Consequently, CCM provided less guidance on work at country level.

*Origin: Evaluation question 1*

*Evaluation criteria: Relevance*

*Associated recommendation: R1*

**Conclusion 2: The UN in Kenya has clear and highly rated comparative advantages but there is a risk of UN role and influence declining if the application of the comparative advantages does not evolve in tandem with Kenya's changing social-economic and political context**

The comparative advantages of UN in Kenya are well recognized and highly rated by national partners (neutrality, trusted partner, convener, honest broker, knowledge hub, human resources expert, co-creation of UNDAF with government et). However, in view of Kenya's positive economic micro-trends, increasing size of private sector and human resources capacity, the UN's overall role and influence is at the risk of declining unless it can harness its comparative advantages. In application of the comparative advantages, UN should also recognize the socio-economic development diversity across the counties and populations.

*Origin: Evaluation question 1, 2, 3 and 5*

*Evaluation criteria: Relevance*

*Associated recommendation: R 1 and 2*

**Conclusion 3: With the declining donor funding to Kenya and variations in progress across SDGs at national and county levels, UN should consider its positioning via the UN Cooperation Framework to maximise its value addition**

The socio-economic development context in Kenya is changing rapidly. Donor funding is declining partly due to Kenya being a Lower Middle-Income country. The progress towards SDG achievement varies across indicators both at national and county levels and among various populations. Given this, the UN must reconsider its positioning in Kenya through the next UN Sustainable Development Cooperation Framework to prioritize issues and sectors, geographical coverage and population targeting that matches its capacity, resources and comparative advantages to maximize its value addition.

*Origin: Evaluation question 1, 2, 3 and 5*

*Evaluation criteria: Relevance*

*Associated recommendation: R 1, 2 and 3*

**Conclusion 4: UNDAF generally contributed to the outcomes set out in the results framework but the silo design of UNDAF hindered its coherence and synergies across outcomes and limited its potential to maximise its results**

The UNDAF had 14 outcomes clustered into three strategic results areas which led to silo programming. The silo design largely affected the potential of agencies to work across outcomes, especially those in other SRAs. This limited the potential of UNDAF maximizing its contribution to the outcomes laid out in the results framework. The silo design also limited integrated programming approaches such as joint programming across agencies.

*Origin: Evaluation question 7*  
*Evaluation criteria: Effectiveness*  
*Associated recommendation: R4*

**Conclusion 5: UNDAF results framework served to track key outcome indicators but the focus was at national level and there was no country disaggregation while a huge percentage (54%) of the indicators lacked data**

The UNDAF results framework outlined the outcome indicators and targets to measure UNDAF contribution and enabled the UN to track the outcome indicators supported by the UN INFO. However, the results framework focused on national achievements and did not include country disaggregation, yet the UN supported selected counties across almost all outcome areas. This missed the opportunity also to assess the UN contribution to the outcome indicators for those counties they were working in.

*Origin: Evaluation question 7*  
*Evaluation criteria: Effectiveness*  
*Associated recommendation: R5*

**Conclusion 6: Key integrated programming principles were to varied extent integrated into UNDAF but various weaknesses include lack of data and clear guidance in mainstreaming affected optimal integration of these principles**

The principles of integrated programmes applied in the UNDAF included LNOB, HRBA, gender equality, sustainability and resilience, accountability, results-focused programming, partnerships, capacity building and development-humanitarian and peacebuilding nexus. However, a common challenge in applying these principles was the lack of monitoring, data, and clear guidance on how most of these principles were to be used. Therefore, these principles did not achieve their optimal benefits.

*Origin: Evaluation question 8*  
*Evaluation criteria: Effectiveness*  
*Associated recommendation: R6*

**Conclusion 7: The UN response to humanitarian emergencies was one of the key strong points for UNDAF however, the integration of the development-humanitarian-peace triple nexus that could strengthen resilience and preparedness to reduce shocks and improve the country's response to emergencies was inadequate**

Although the development-humanitarian-peace triple nexus was identified as a critical principle for integrated programming, it was not adequately integrated across UNDAF outcomes. As a result, the UNDAF missed an opportunity of supporting the country across all outcomes to develop resilient systems to mitigate shocks.

*Origin: Evaluation question 8*  
*Evaluation criteria: Effectiveness*  
*Associated recommendation: R7*

**Conclusion 8: The UNDAF coordination structures played a key role in UNDAF coordination, implementation, monitoring and reporting but limited integration across outcomes and SRAs hindered optimization of UNDAF results**

The UNDAF coordination structures followed the design of UNDAF itself in terms of SRAs and Outcomes and within this context coordinated the implementation of UNDAF. However, the structures could not promote integration given that they followed the silo design of UNDAF. These structures also faced challenges of uneven participation due to competing priorities of agencies and could not optimize the expertise of agencies to improve programming.

*Origin: Evaluation question 9 and 10*  
*Evaluation criteria: Efficiency*  
*Associated recommendation: R8*

**Conclusion 9: Although the UNDAF included measures that are likely to sustain gains made, limited government funding to some departments and less focus on resilience may hinder sustainability of UNDAF results**

The UNDAF implementation approaches such as capacity building, promotion of ownership, co-creation with government, leveraging government funding and partnerships are likely to ensure the sustainability of gains made. However, the limited government funding to some departments and the limited focus on strengthening resilience is are likely to undermine the sustainability of UNDAF results.

*Origin: Evaluation question 11*

*Evaluation criteria: Sustainability*

*Associated recommendation: R9*

### **3.2 Recommendations**

**Recommendation 1: Expand the scope of the Common Country Assessment to include comprehensive identification of socio-economic development issues by county**

Expand the scope of the CCA to inform the development of UNSCDF 2023-2017 to include a comprehensive analysis disaggregation of data by county in all sectors covered in the assessment and provide a clear baseline for SDG indicators for all counties utilizing national and county M&E systems that were improved under the UNDAF. This analysis will enable UNSCDF to craft better guidance on how the UN will work at the county level in the next UNSCDF cycle.

*Priority: High*

*Target level: UN RCO*

*Based on conclusion 1*

**Recommendation 2: Develop a UN-wide framework to guide alignment of UN individual agencies programming with CIPDs to improve harmonisation of UN work at county level**

Since the establishment of county governments in 2013, the UN has increased its presence in counties supporting county government across all sectors covered by UNDAF outcomes. Individual agencies select priority counties using clear criteria applicable to their programmes. However, UNDAF has not evolved a framework that could guide the UN on harmonizing and maximizing its resources at the county level. Coordination of UN work at the county level has been a weak, as demonstrated by the UN programming in Turkana, where One UN office was established to improve coordination, although this initiative was affected by lack of funding. Therefore, an UN-wide framework for harmonization of UN work at the county level will come at the opportune time when the UN is looking to deepen the LNOB principle and further increase its support to prioritized counties. This framework will also enhance the UN application of its comparative advantages.

*Priority: High*

*Target level: UN RCO*

*Based on conclusion 1 and 2*

**Recommendation 3: UN should use the next UN Sustainable Development Cooperation Framework to re-engineer its positioning in Kenya to prioritise issues, geographical and populations targeting and use of strategies that match its capacity and comparative advantages in order to maximise its value addition.**

UN's next SCDF cannot be business as usual. UN should develop an SCF that matches its capacity and comparative advantages to increase its relevance and maximize its value addition. Therefore, the SCF should be prioritized, based on evidence, the geographical and target population and ensure the scope of the Cooperation Framework is delivered given the UN capacity and resources. In addition, the Cooperation framework should provide clear prioritization of UN work at national and county levels.

*Priority: High*

*Target level: UN RCO*

*Based on conclusion 1 and 3*

**Recommendation 4: Develop a UNSDCF that is integrated across sectors to improve programme cohesion, maximise synergies and promote Delivering as One**

The UN should consider developing the next UNSDCF that allows integration across sectors such as health, WASH or Governance and devolution, among others, to improve programming cohesion and promote delivering as one. The consequence of an integrated design of UNSDCF is a reduction of outcomes. However, this should not be just a reduction of the number of outcomes but, more importantly, deepening integrated programming across sectors that address common or interrelated issues.

*Priority: High*

*Target level: UN RCO*

*Based on conclusion: 4*

**Recommendation 5: Develop a results framework and improve UNINFO to capture and disaggregate data by counties and also ensure indicators selected have clear data sources that can provide data within the UNSDCF period**

The UN should develop a results framework that allows disaggregation of data by county to enable the UN to assess its contribution to the outcomes in the prioritized counties while focusing on the national picture. Secondly, select indicators with data sources that will generate data within the UNSDCF period. Under the current UNDAF, a considerable number of indicators lacked data partly due to data sources that rely on surveys that are not carried out within the period of the UNDAF.

*Priority: High*

*Target level: UN RCO*

*Based on conclusion: 5*

**Recommendation 6: Develop a monitoring framework for the UN principles of integrated programming to allow for monitoring and availability of data to assess effective application of these principles**

In the next UNSDCF, the UN should effectively operationalize the principles of integrated programming by strengthening the monitoring and availability of data to inform a regular review of how the principles are applied. Therefore, a monitoring framework for these principles, detailing the indicators, data sources who will be reporting, and when necessary.

*Priority: High*

*Target level: UN RCO*

*Based on conclusion: 6*

**Recommendation 7: Take deliberate steps to integrate development-humanitarian-peace triple nexus in the next UNSDCF**

The UN should deliberately ensure the next UNSDCF integrates the development-humanitarian-peace triple nexus to improve its resilience to shocks as it emerges from the COVID-19 pandemic. This will also maximize UN resources and expertise. It is also in line with the UN comparative advantage.

*Priority: High*

*Target level: UN RCO*

*Based on conclusion: 7*

**Recommendation 8: Revisit and establish fit for purpose UNSDCF coordination structures that promote synergies and effectively utilise expertise within the UN**

As part of the repositioning of the next UNSDCF, the UN should revisit the configuration of the coordination structure to ensure these structures promote synergies and utilize members' expertise in programming. This could include reducing the number of meetings and outcome groups considering a merger of SRA and Outcome groups, among other configurations.

*Priority: Medium*

*Target level: UN RCO*

*Based on conclusion: 8*

**Recommendation 9: Strengthen resilience of systems and capacities of national and county governments across all outcomes/sectors to improve sustainability of gains made**















UN should prioritize strengthening the resilience of systems and communities at all levels and sectors and involve civil society and the private sector as a sustainability strategy. Communities and the private sector have a role in planning in resilience that is key for sustaining gains made across all outcomes of UNDAF, and the focus should not be only on the government systems.

*Priority: Medium*

*Target level: UN RCO*

*Based on conclusion: 9*

## 5. Annexes

Annex title and number	Annexed document
Annex 1: Terms of Reference	 Annex 1_TORs for evaluation the UNDAF
Annex 2: Evaluator's biodata	 Annex 2_ Evaluators biodata.docx
Annex 3: Final inception report	 <b>UNDAF Kenya Evaluation - Inception</b>
Annex 4: Stakeholder mapping	 Annex 4a_UN stakeholder mapping.  Annex 4b_ External Stakeholder mapping.
Annex 5: List of persons interviewed	 Annex 5a_Persons interviews - UN.xlsx  Annex 5b_External persons interviewed.x
Annex 6: Evaluation matrix	 Annex 6_Evaluation matrix.docx
Annex 7: UNDAF Results framework	 Annex 7_UNDAF 2018-2022 Results Fr
Annex 8: List of documents consulted	 List of documents consulted.docx
Annex 9: Data collection instruments	 Annex 9a_Questionnaire for  Annex 9b_Questionnaire for   <b>Annex 9c_UNDAF 2018-2022 Evaluator</b>
Annex 10: Reconstructed UNDAF Theory of Change - Synoptic tables	 Annex 10_Reconstructed UNDAI